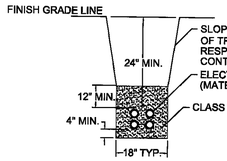

TRENCH DETAIL (A-A / C5.1)
not to scale

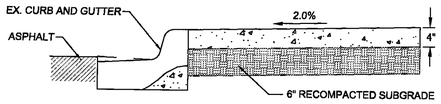

ATTACHED SIDEWALK DETAIL
not to scale

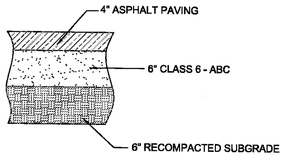

ASPHALT PAVING SECTION
not to scale

NOTE:
PIPE BOLLARDS TO BE INSTALLED AROUND SERVICE PANELS MOUNTED TO UNI-STRUT FRAMES, RE: ELECTRICAL FOR LOCATIONS, CLEARANCES, ETC.

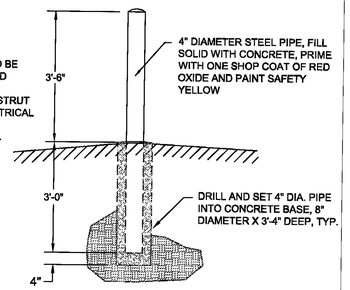

PIPE BOLLARD SECTION
not to scale

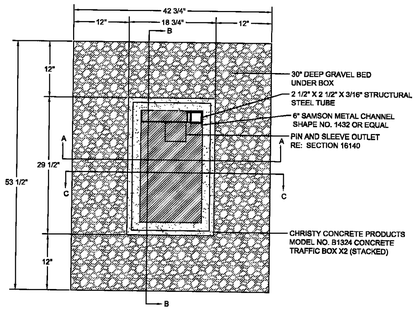

PLAN VIEW
NOT TO SCALE

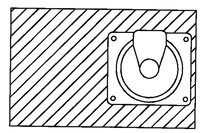

PIN & SLEEVE MOUNTING DETAIL
NOT TO SCALE

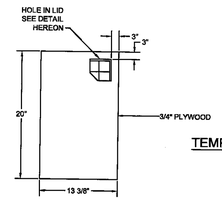

TEMPORARY LID DETAIL
NOT TO SCALE

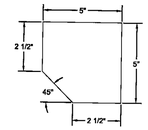

TEMPORARY LID - HOLE DETAIL
NOT TO SCALE

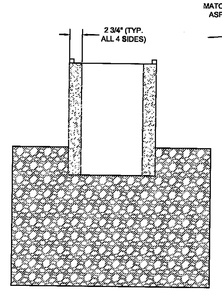

SECTION C-C
NOT TO SCALE

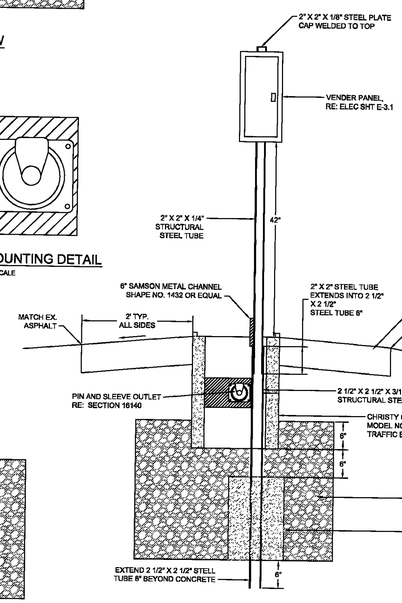

SECTION A-A
NOT TO SCALE

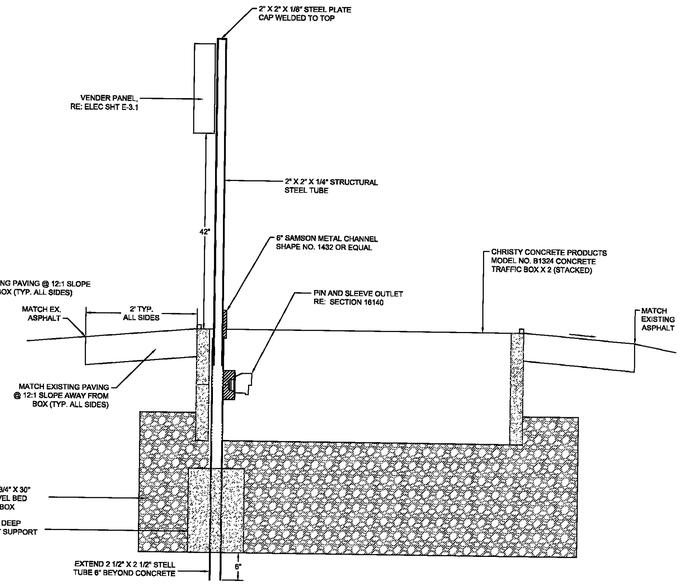

SECTION B-B
NOT TO SCALE

VENDOR SERVICE STREET PIT (C / C5.1)

CONSTRUCTION NOTES

A. GENERAL:

1. All construction shall be in accordance with the latest adopted version of the International Building Code as per the local Building Authority and with any other codes of applicable regulatory agencies.
2. The contractors shall verify all dimensions and conditions in the field prior to commencing work. Any discrepancies shall be reported to the engineer and resolved before construction begins.
3. If any conflicts exist between this design, the soils report, other requirements and specifications, etc., the most stringent requirement shall be followed.

B. STEEL:

1. Reinforcing must run continuously around the foundation with no interruption, both top and bottom.
2. All rebar shall conform to ASTM standard A615, grade 60.
3. Welded wire fabric shall conform to ASTM standard A185.
4. No splices of reinforcement shall be made and no welding to reinforcing shall be permitted except as detailed or authorized by the foundation engineer. Make all outside bars continuous around corners or provide corner bars of equal size and spacing. Lap all reinforcing steel a minimum of 30 bar diameters.

C. CONCRETE:

1. Type II cement should be used in all concrete that contacts the soils. Calcium chloride should not be added to concrete containing Type II cement.
2. All concrete shall attain a minimum of 4000 psi compressive strength at 28 days.
3. Concrete shall be mixed, placed and cured in accordance with ACI 318, latest edition.
4. Sawn or formed control joints in slabs on grade shall be made as soon as possible without damage to the surface, but no longer than 48 hours.
5. All grade beams, footings, and concrete pads shall rest on undisturbed soils or compacted structural backfill as per soils report.
6. Minimum clear concrete protection for reinforcement shall be as follows unless otherwise noted:
   a. Concrete placed directly against earth.....3"
   b. Slabs on grade.....center of slab.
   c. Formed surfaces exposed to weather or earth:
      1. #5 bars or smaller.....1 1/2"
      2. #6 bars or larger.....2"
   d. Beams Longitudinal reinforcing, ties, stirrups.. 1 1/2"
   e. Slabs.....3/4"

D. STRUCTURAL STEEL:

1. All structural steel design, materials, fabrication, and erection shall conform to the AISC Specifications latest edition, and the project specifications.
2. All structural and miscellaneous steel shall conform to ASTM A36 unless otherwise noted.
3. Shop connections shall be welded with E70XX electrodes and ground smooth where exposed. Field connections shall be made with bolts conforming to ASTM A325 unless otherwise noted.
4. All field welds shall be performed by a certified welder. Field welds shall be made with E70XX electrodes and ground smooth.
5. All structural steel shall be painted with one shop coat of red oxide primer.

NOTE:
CONCRETE BASE TO BE POURED WITH COLORED CONCRETE, DAVIS COLOR 'CLIFFSIDE BROWN' 6804, OR EQUIV.

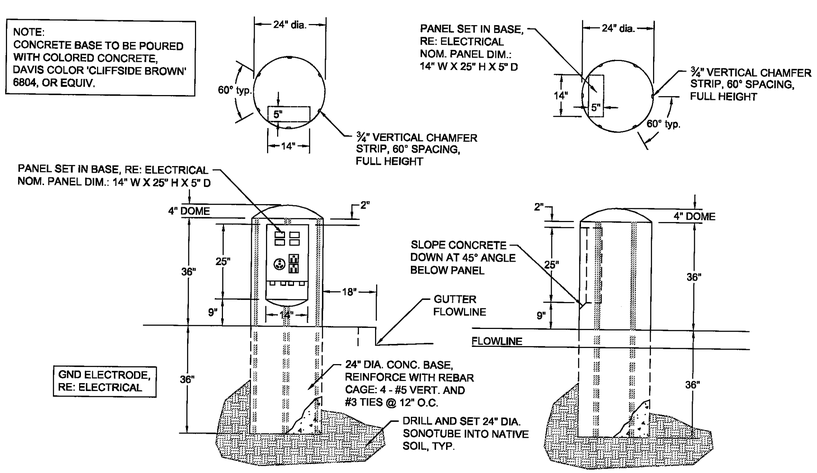

VENDOR SERVICE PEDESTAL DETAIL (B / C5.1)
Scale: 1/2" = 1'-0"

NOTE:
CONCRETE BASE TO BE POURED WITH COLORED CONCRETE, DAVIS COLOR 'CLIFFSIDE BROWN' 6804, OR EQUIV.

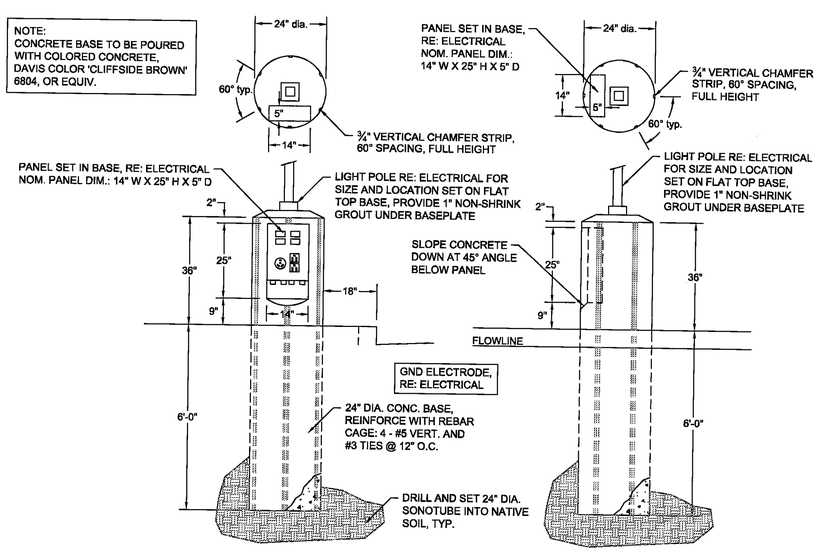

VENDOR SERVICE PEDESTAL DETAIL (OPTION WITH LIGHT POLE) (B / C5.1)
Scale: 1/2" = 1'-0"

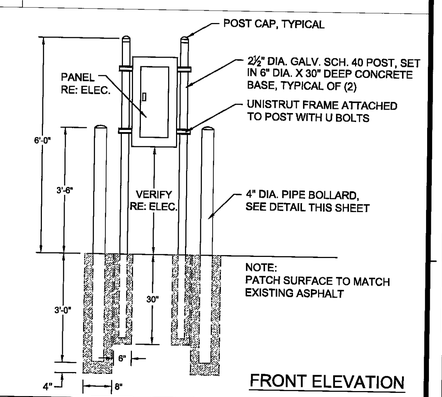

FRONT ELEVATION

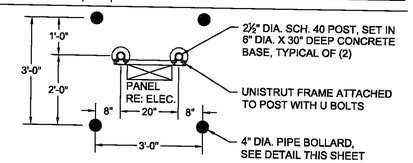

PANELBOARD UNISTRUT FRAME DETAIL (D / C5.1)
Scale: 1/2" = 1'-0"

SITE DETAILS
AS NOTED

RED ROCK
CONSULTING ENGINEERS
144 Palisade Circle
Manitou Springs, CO
80829
Tel: 719-685-1266
Fax: 719-685-1236

COLORADO REGISTERED PROFESSIONAL ENGINEER JOHN D. CHRISMAN 33838

STATE OF COLORADO 1876

Colorado State Fair
Project M-09003

COLORADO STATE FAIR
REPLACE SECONDARY ELECTRICAL

1001 BEULAH AVE., PUEBLO, CO

SITE DETAILS

MARK	REVISION	DATE

PROJECT NO: 09050
STATE PROJ: M-09003
DRAWN: smr
CHECKED: JDC
ISSUE DATE: 10/07/10

THESE DRAWINGS AND SPECIFICATIONS ARE THE PROPERTY AND COPYRIGHT OF THE ENGINEER AND SHALL NOT BE USED ON ANY OTHER WORK EXCEPT BY WRITTEN AGREEMENT WITH THE ENGINEER.

C5.1