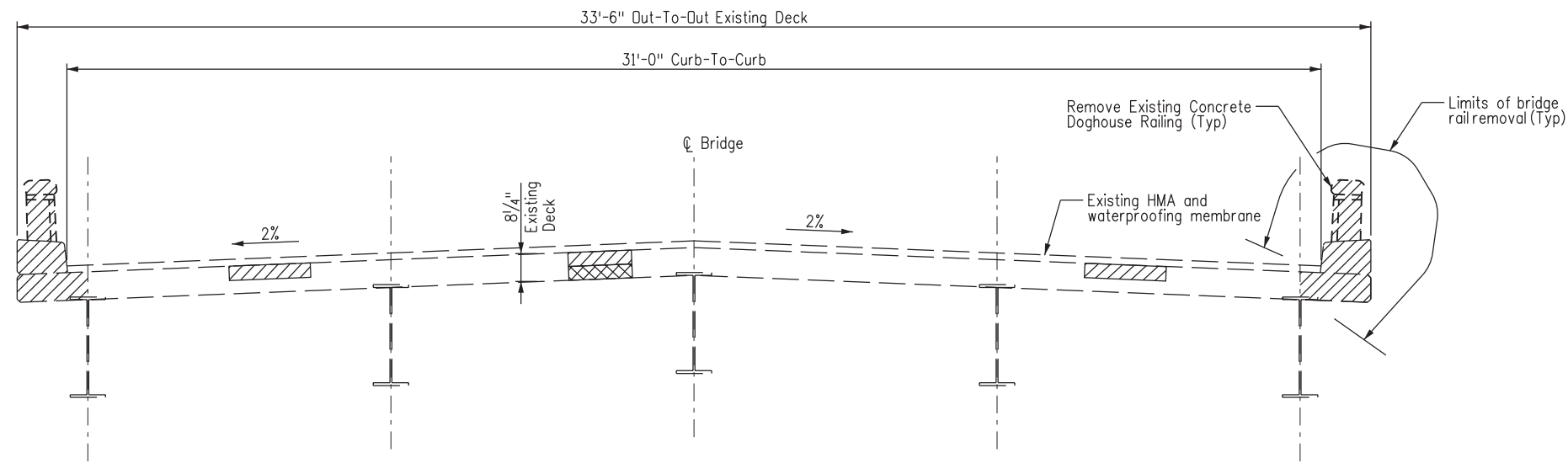


busansky1:38:02 PM p:\617479-PWINT.aecomonline.local\AECOM_DS01_NA\Documents\60505397-US50 RoyalGorge West_Shg -Jct North\900 Work\910 CAD\02 SHEETS\04_Structural\US50_SH9-S-B16_K-15_G_TYPSEC.dgn

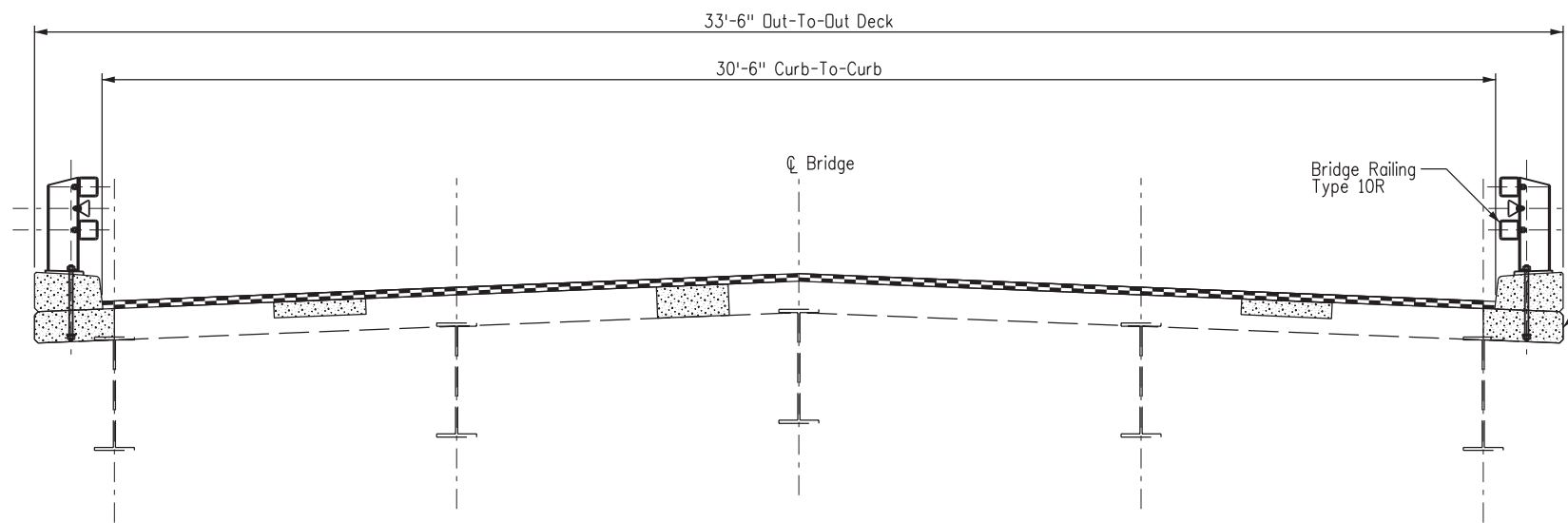
Design		Detail		Quantities	
INITIAL	DATE	INITIAL	DATE	INITIAL	DATE
Designed By	MS	Detailed By	MS	Quantities By	MS
Checked By	GM	Checked By	GM	Checked By	GM



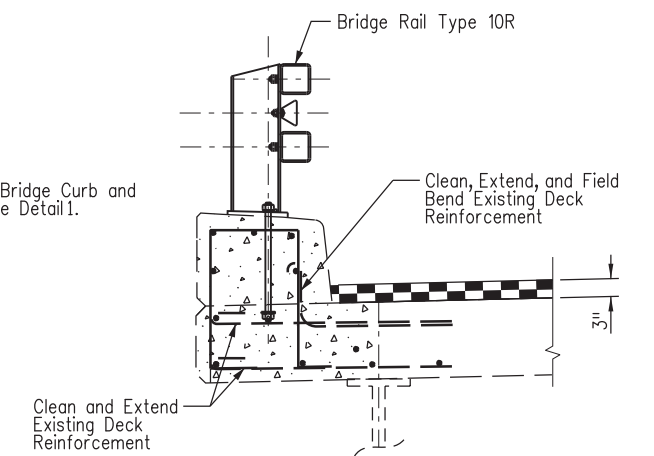
TYPICAL SECTION
(K-15-G)

LEGEND:

- Indicates Class 2 removal. Approximately half deck thickness Class 2 removal shown. See sht. B13 For Class 2 minimum and maximum removal limits.
- Indicates Class 3 removal. The contractor shall identify in the presence of the engineer the limits of unsound concrete.
- Indicates 3" hot mix asphalt over waterproofing (membrane)
- Indicates concrete Class D (Bridge) (Special)



REPAIR SECTION
(K-15-G)



DETAIL 1
BRIDGE RAIL TYPE 10R

Print Date: 1/25/2017
File Name: US50_SH9-S-B16_K-15_G_TYPSEC.dgn
Horiz. Scale: 1:4 Vert. Scale:
TRANSPORTATION
AECOM AECOM Technical Services, Inc. 2315 Blargate Parkway, Suite 150 Colorado Springs, CO 80920 T 719.531.0001 www.aecom.com

Sheet Revisions		
Date:	Comments	Init.

Colorado Department of Transportation

1480 Quail Lake, Suite A
Colorado Springs, CO 80906
Phone: 719-634-2323 FAX: 719-227-3298

Region 2 **DW**

As Constructed
No Revisions:
Revised:
Void:

TYPICAL SECTION			
STR NO. K-15-G			
Designer:	M. SUELAU	Structure	K-15-G
Detailer:	R. WHITCHER	Numbers	
Subset:	Bridge	Subset Sheets:	B12 of B15

Project No./Code
STA 0503-089
21255
Sheet Number 115