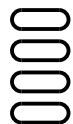



| Sign Number         | Highway | Milepost | Direction | Location | Sign | Panel Size (in.) |        |   | Background Color | Legend | 202-00810<br>remove sign                       | 202-00821<br>remove panel | 614-00011<br>class 1 sf | 614-00012<br>class 2 sf | 614-00013<br>class 3 sf | 614-01503<br>P * P1 * | 614-01573<br>P1 * | 614-80001<br>Flashing Beacon (Solar Powered) |
|---------------------|---------|----------|-----------|----------|------|------------------|--------|---|------------------|--------|--|---------------------------|-------------------------|-------------------------|-------------------------|-----------------------|-------------------|--|
|                     |         |          |           |          |      | W                | x      | H |                  |        |  |                           |                         |                         |                         |                       |                   |  |
| SH 67F - Northbound |         |          |           |          |      |                  |        |   |                  |        |  |                           |                         |                         |                         |                       |                   |  |
| 1                   | a       | 67F      | 52.30     | NB       | RT   | M3-1             | 24     | x | 12               | WHT    | NORTH  |                           |                         |                         |                         |                       |                   |  |
|                     | x       | 67F      | 52.30     | NB       | RT   | M3-1             | REMOVE |   |                  | BLU    | NORTH  |                           |                         |                         |                         |                       |                   |  |
| 2                   | x       | 67F      | 53.14     | NB       | RT   | W6-3             | REMOVE |   |                  | YEL    | [two-way traffic]                              | 1                         |                         |                         |                         |                       |                   |  |
| 3                   | a       | 67F      | 54.38     | NB       | RT   | S3-1             | 36     | x | 36               | FYG    | [school bus stop ahead symbol]                 |                           |                         | 9                       |                         |                       |                   |  |
|                     | x       | 67F      | 54.38     | NB       | RT   | S3-1             | REMOVE |   |                  | FYG    | SCHOOL BUS STOP AHEAD                          |                           |                         |                         |                         |                       |                   |  |
| 4                   | x       | 67F      | 56.01     | NB       | RT   | Special          | REMOVE |   |                  | WHT    | PASSING LANE 500 FEET                          | 1                         |                         |                         |                         |                       |                   |  |
| 5                   | a       | 67F      | 56.04     | NB       | RT   | D1-1a            | 60     | x | 18               | GRN    | Victor 7 ->**                                  |                           |                         | 7.5                     |                         |                       |                   |  |
|                     | x       | 67F      | 56.04     | NB       | RT   | D1-1a            | REMOVE |   |                  | GRN    | VICTOR 7 ->                                    |                           | 1                       |                         |                         |                       |                   |  |
| 6                   | x       | 67F      | 56.19     | NB       | RT   | Special          | REMOVE |   |                  | WHT    | PASSING LANE 500 FT                            | 1                         |                         |                         |                         |                       |                   |  |
| 7                   | x       | 67F      | 56.31     | NB       | RT   | R4-3             | REMOVE |   |                  | WHT    | SLOWER TRAFFIC KEEP RIGHT                      | 1                         |                         |                         |                         |                       |                   |  |
| 8                   | a       | 67F      | 56.35     | NB       | RT   | W9-1R            | 36     | x | 36               | YEL    | RIGHT LANE ENDS                                |                           |                         | 9                       |                         |                       |                   | 1  |
|                     | a       | 67F      | 56.43     | NB       | RT   | W4-2R            | 36     | x | 36               | YEL    | [right lane ends]                              |                           |                         | 9                       |                         |                       |                   | 1  |
|                     | x       | 67F      | 56.43     | NB       | RT   | W9-1R            | REMOVE |   |                  | YEL    | RIGHT LANE ENDS                                | 1                         |                         |                         |                         |                       |                   |  |
| 10                  | x       | 67F      | 56.51     | NB       | RT   | W4-2R            | REMOVE |   |                  | YEL    | [right lane ends]                              | 1                         |                         |                         |                         |                       |                   |  |
| 11                  | x       | 67F      | 57.37     | NB       | RT   | Special          | REMOVE |   |                  | YEL    | GROOVED CENTERLINE                             | 1                         |                         |                         |                         |                       |                   |  |
|                     | y       | 67F      | 57.37     | NB       | RT   | W7-3aP           | REMOVE |   |                  | YEL    | NEXT 6 MILES                                   |                           |                         |                         |                         |                       |                   |  |
| 12                  | x       | 67F      | 57.51     | NB       | RT   | W8-52            | REMOVE |   |                  | YEL    | FALLING ROCK                                   | 1                         |                         |                         |                         |                       |                   |  |
| 13                  | a       | 67F      | 57.52     | NB       | RT   | W8-14            | 36     | x | 36               | YEL    | FALLEN ROCKS                                   |                           |                         | 9                       |                         |                       |                   | 1  |
|                     | x       | 67F      | 58.83     | NB       | RT   | W1-5R            | REMOVE |   |                  | YEL    | [winding road]                                 |                           |                         |                         |                         |                       |                   |  |
|                     | y       | 67F      | 58.83     | NB       | RT   | W13-1P(30)       | REMOVE |   |                  | YEL    | 30 M.P.H.                                      | 1                         |                         |                         |                         |                       |                   |  |
| 15                  | x       | 67F      | 59.44     | NB       | RT   | Special          | REMOVE |   |                  | WHT    | ENTERING DIVIDE FIRE PROTECTION DISTRICT       | 1                         |                         |                         |                         |                       |                   |  |
| 16                  | a       | 67F      | 59.45     | NB       | RT   | W8-14            | 36     | x | 36               | YEL    | FALLEN ROCKS                                   |                           |                         | 9                       |                         |                       |                   | 1  |
|                     | x       | 67F      | 59.45     | NB       | RT   | W8-52            | REMOVE |   |                  | YEL    | FALLING ROCK                                   | 1                         |                         |                         |                         |                       |                   |  |
| 17                  | a       | 67F      | 62.04     | NB       | RT   | W8-14            | 36     | x | 36               | YEL    | FALLEN ROCKS                                   |                           |                         | 9                       |                         |                       |                   | 1  |
| 18                  | x       | 67F      | 62.05     | NB       | RT   | W8-52            | REMOVE |   |                  | YEL    | FALLING ROCK                                   | 1                         |                         |                         |                         |                       |                   |  |
| 19                  | a       | 67F      | 62.15     | NB       | RT   | W1-5R            | 36     | x | 36               | YEL    | [winding road]                                 |                           |                         | 9                       |                         |                       |                   |  |
|                     | x       | 67F      | 62.15     | NB       | RT   | W1-5L            | REMOVE |   |                  | YEL    | [winding road]                                 |                           | 1                       |                         |                         |                       |                   |  |
| 20                  | a       | 67F      | 62.17     | NB       | RT   | W12-55           | 36     | x | 36               | YEL    | MOTORCYCLES USE EXTREME CAUTION                |                           |                         | 9                       |                         |                       |                   |  |
|                     | b       | 67F      | 62.17     | NB       | RT   | W7-3aP(2)        | 24     | x | 18               | YEL    | NEXT 2 MILES                                   |                           |                         | 3                       |                         |                       |                   | 1  |
| 21                  | x       | 67F      | 62.71     | NB       | RT   | Special          | REMOVE |   |                  | YEL    | EMERGENCY VEHICLES AND TRUCKS ENTERING HIGHWAY | 1                         |                         |                         |                         |                       |                   |  |
| 22                  | a       | 67F      | 62.87     | NB       | RT   | W11-8            | 36     | x | 36               | YEL    | [emergency vehicle]                            |                           |                         | 9                       |                         |                       |                   | 1  |
| 23                  | x       | 67F      | 64.24     | NB       | RT   | W8-52            | REMOVE |   |                  | YEL    | FALLING ROCK                                   | 1                         |                         |                         |                         |                       |                   |  |
| 24                  | x       | 67F      | 64.63     | NB       | RT   | W1-2L            | REMOVE |   |                  | YEL    | [curve symbol]                                 | 1                         |                         |                         |                         |                       |                   |  |
|                     | y       | 67F      | 64.63     | NB       | RT   | W13-1P(40)       | REMOVE |   |                  | YEL    | 40 M.P.H.                                      |                           |                         |                         |                         |                       |                   |  |
| 25                  | a       | 67F      | 64.73     | NB       | RT   | W1-2L            | 36     | x | 36               | YEL    | [curve symbol]                                 |                           |                         | 9                       |                         |                       |                   |  |
|                     | b       | 67F      | 64.73     | NB       | RT   | W13-1P(40)       | 24     | x | 24               | YEL    | 40 MPH   |                           |                         | 4                       |                         |                       |                   | 1  |
| 26                  | x       | 67F      | 65.28     | NB       | RT   | Special          | REMOVE |   |                  | GRN    | ROCKY MOUNTAIN CAMP ->                         | 1                         |                         |                         |                         |                       |                   |  |
|                     | a       | 67F      | 65.32     | WB       | RT   | R1-1             | 36     | x | 36               | RED    | STOP   |                           |                         | 9                       |                         |                       |                   |  |
|                     | b       | 67F      | 65.32     | NB       | RT   | D3-1             | 30     | x | 12               | GRN    | CR 62**  |                           |                         | 2.5                     |                         |                       |                   | 1  |
|                     | c       | 67F      | 65.32     | SB       | LT   | D3-1             | 30     | x | 12               | GRN    | CR 62**  |                           |                         | 2.5                     |                         |                       |                   | T  |
|                     | x       | 67F      | 65.32     | WB       | RT   | R1-1             | REMOVE |   |                  | RED    | STOP   | 1                         |                         |                         |                         |                       |                   |  |
| 28                  | a       | 67F      | 65.62     | NB       | RT   | W2-7L            | 36     | x | 36               | YEL    | [offset side road]                             |                           |                         | 9                       |                         |                       |                   | 1  |
|                     | x       | 67F      | 65.62     | NB       | RT   | R3-7L            | REMOVE |   |                  | WHT    | LEFT LANE MUST TURN LEFT                       | 1                         |                         |                         |                         |                       |                   |  |
|                     | a       | 67F      | 65.66     | NB       | RT   | R3-7L            | 36     | x | 36               | WHT    | LEFT LANE MUST TURN LEFT                       |                           |                         | 9                       |                         |                       |                   | 1  |
| 29                  | x       | 67F      | 65.66     | NB       | RT   | W12-54           | REMOVE |   |                  | YEL    | TRUCKS ENTERING HIGHWAY                        |                           |                         |                         |                         |                       |                   |  |
|                     | y       | 67F      | 65.66     | NB       | RT   | W16-2aP(500)     | REMOVE |   |                  | YEL    | 500 FT   | 1                         |                         |                         |                         |                       |                   |  |
| 30                  | x       | 67F      | 65.71     | NB       | RT   | W12-54           | REMOVE |   |                  | YEL    | TRUCKS ENTERING HIGHWAY                        |                           |                         |                         |                         |                       |                   |  |
|                     | y       | 67F      | 65.71     | NB       | RT   | W16-2aP(250)     | REMOVE |   |                  | YEL    | 250 FT   | 1                         |                         |                         |                         |                       |                   |  |
| 31                  | x       | 67F      | 65.91     | NB       | RT   | Special          | REMOVE |   |                  | YEL    | GROOVED CENTERLINE                             | 1                         |                         |                         |                         |                       |                   |  |
|                     | y       | 67F      | 65.91     | NB       | RT   | W7-3aP           | REMOVE |   |                  | YEL    | NEXT 1 MILE                                    | 1                         |                         |                         |                         |                       |                   |  |

gibberta 9:35:15 PM C:\Projects\Traffic\Westcreek\Traffic\ITS\Drawings\21254\_SignTab1.dgn

Print Date: 2/9/2017  
 File Name: 21254\_SignTab1.dgn  
 Horiz. Scale: 1:100 Vert. Scale: As Noted  
 Unit Information MJ



| Sheet Revisions |          |       |
|-----------------|----------|-------|
| Date:           | Comments | Init. |
|                 |          |       |
|                 |          |       |
|                 |          |       |

Colorado Department of Transportation  
  
 1480 Quail Lake Loop, Suite A  
 Colorado Springs, CO 80906  
 Phone: 719-227-3231 FAX: 719-227-3298  
 Region 2 DLH

As Constructed  
 No Revisions:  
 Revised:  
 Void:

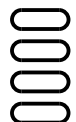
SH 67F - Northbound  
 Sign Tabulation  
 Designer: EJL  
 Detailer: EJL  
 Sheet Subset: Sign  
 Structure Numbers: .  
 Subset Sheets: 1 of 8

Project No./Code  
 STA 067A-039  
 21254  
 Sheet Number 96

gibberta 9:35:18 PM C:\Projects\21254 - SH 67 Cripple Creek to Westcreek\Traffic\ITC\Drawings\21254\_SignTab2.dgn

| Sign Number                | Highway | Milepost | Direction | Location | Sign | Panel Size (in.) |              |            | Background Color  | Legend | 202-00810  | 202-00821  | 614-00011 | 614-00012 | 614-00013 | 614-01503 |                                 | 614-01573 |   | 614-80001 |
|----------------------------|---------|----------|-----------|----------|------|------------------|--------------|------------|---|--------|------------|------------|-----------|-----------|-----------|-----------|---------------------------------|-----------|---|-----------|
|                            |         |          |           |          |      | remove sign      | remove panel | class 1 sf |   |        | class 2 sf | class 3 sf | P         | *         | P1        | *         | Flashing Beacon (Solar Powered) |           |   |           |
| <b>SH 67F - Southbound</b> |         |          |           |          |      |                  |              |            |   |        |            |            |           |           |           |           |                                 |           |   |           |
| 32                         | x       | 67F      | 52.34     | SB       | RT   | Special          | REMOVE       | WHT        | UNLESS OTHERWISE POSTED   |        | 1          |            |           |           |           |           |                                 |           |   |           |
| 33                         | a       | 67F      | 52.35     | SB       | RT   | D50-3            | 72 x 30      | GRN        | Cripple Creek CITY LIMIT ELEV 9494 FT**                           |        |            |            | 15        |           |           |           |                                 |           |   |           |
|                            | x       | 67F      | 52.35     | SB       | RT   | D50-3            | REMOVE       | GRN        | Cripple Creek City Limit Elev 9494 Ft                             |        | 1          |            |           |           |           |           |                                 |           |   |           |
| 34                         | x       | 67F      | 53.07     | SB       | RT   | W6-3             | REMOVE       | YEL        | [two-way traffic]   | 1      |            |            |           |           |           |           |                                 |           |   |           |
| 35                         | a       | 67F      | 54.24     | SB       | RT   | W1-4R            | 36 x 36      | YEL        | [reverse curve]   |        |            |            | 9         |           |           |           |                                 |           |   |           |
|                            | b       | 67F      | 54.24     | SB       | RT   | W13-1P(35)       | 24 x 24      | YEL        | 35 MPH  |        |            |            | 4         |           |           |           |                                 |           |   |           |
|                            | x       | 67F      | 54.24     | SB       | RT   | W1-3R            | REMOVE       | YEL        | [reverse turn]  |        | 1          |            |           |           |           |           |                                 |           |   |           |
|                            | y       | 67F      | 54.24     | SB       | RT   | W13-1P(35)       | REMOVE       | YEL        | 35 M.P.H.   |        | 1          |            |           |           |           |           |                                 |           |   |           |
| 36                         | a       | 67F      | 56.30     | SB       | RT   | R3-7L            | 36 x 36      | WHT        | LEFT LANE MUST TURN LEFT  |        |            |            | 9         |           |           |           |                                 | 1         |   |           |
| 37                         | x       | 67F      | 56.34     | SB       | RT   | R3-8             | REMOVE       | WHT        | [left only, straight]   | 1      |            |            |           |           |           |           |                                 |           |   |           |
| 38                         | a       | 67F      | 56.48     | SB       | RT   | Special          | 132 x 72     | GRN        | CR 81 Victor \, SH 67 Cripple Creek Victor /**                    |        |            |            |           | 66        |           |           |                                 |           |   |           |
|                            | x       | 67F      | 56.48     | SB       | RT   | Special          | REMOVE       | GRN        | CR 81 VICTOR \, SH 67 CRIPPLE CREEK VICTOR /                      |        | 1          |            |           |           |           |           |                                 |           |   |           |
| 39                         | a       | 67F      | 59.30     | SB       | RT   | W1-5R            | 36 x 36      | YEL        | [winding road]  |        |            |            | 9         |           |           |           |                                 |           |   |           |
|                            | b       | 67F      | 59.30     | SB       | RT   | W13-1P(30)       | 24 x 24      | YEL        | 30 MPH  |        |            |            | 4         |           |           |           |                                 |           |   |           |
|                            | x       | 67F      | 59.30     | SB       | RT   | W1-5L            | REMOVE       | YEL        | [winding road]  |        | 1          |            |           |           |           |           |                                 |           |   |           |
|                            | y       | 67F      | 59.30     | SB       | RT   | W13-1P(30)       | REMOVE       | YEL        | 30 M.P.H.   |        | 1          |            |           |           |           |           |                                 |           |   |           |
| 40                         | a       | 67F      | 59.45     | SB       | RT   | R4-14            | 30 x 42      | WHT        | SLOW VEHICLES MUST TURN OUT /                                     |        |            |            | 8.75      |           |           |           |                                 | 1         |   |           |
| 41                         | x       | 67F      | 59.62     | SB       | RT   | Special          | REMOVE       | YEL        | SLOW VEHICLE PULLOUT 1000 FT                                      | 1      |            |            |           |           |           |           |                                 |           |   |           |
| 42                         | a       | 67F      | 59.79     | SB       | RT   | R4-12            | 42 x 24      | WHT        | SLOW VEHICLES WITH 5 OR MORE FOLLOWING VEHICLES MUST USE TURN-OUT |        |            |            | 7         |           |           |           |                                 | 1         |   |           |
| 43                         | a       | 67F      | 59.89     | SB       | RT   | S3-1             | 36 x 36      | FYG        | [school bus stop ahead symbol]                                    |        |            |            | 9         |           |           |           |                                 |           |   |           |
|                            | x       | 67F      | 59.89     | SB       | RT   | S3-1             | REMOVE       | FYG        | SCHOOL BUS STOP AHEAD   |        | 1          |            |           |           |           |           |                                 |           |   |           |
| 44                         | a       | 67F      | 59.96     | SB       | RT   | D17-2            | 72 x 42      | GRN        | SLOW VEHICLE TURN OUT 1/2 MILE**                                  |        |            |            | 21        |           |           |           |                                 | 2         |   |           |
| 45                         | a       | 67F      | 61.54     | SB       | RT   | W8-14            | 36 x 36      | YEL        | FALLEN ROCKS  |        |            | 9          |           |           |           |           |                                 |           |   |           |
|                            | x       | 67F      | 61.54     | SB       | RT   | W8-52            | REMOVE       | YEL        | FALLING ROCK  |        | 1          |            |           |           |           |           |                                 |           |   |           |
| 46                         | a       | 67F      | 63.06     | SB       | RT   | W11-8            | 36 x 36      | YEL        | [emergency vehicle]   |        |            |            | 9         |           |           |           |                                 | 1         |   |           |
| 47                         | x       | 67F      | 63.31     | SB       | RT   | Special          | REMOVE       | YEL        | EMERGENCY VEHICLES AND TRUCKS ENTERING HIGHWAY                    | 1      |            |            |           |           |           |           |                                 |           |   |           |
| 48                         | a       | 67F      | 63.33     | SB       | RT   | W1-11R           | 36 x 36      | YEL        | [hairpin curve]   |        |            |            | 9         |           |           |           |                                 |           | 1 |           |
|                            | b       | 67F      | 63.33     | SB       | RT   | W13-1P(30)       | 24 x 24      | YEL        | 30 MPH  |        |            |            | 4         |           |           |           |                                 |           |   |           |
| 49                         | a       | 67F      | 63.48     | SB       | RT   | R4-14            | 30 x 42      | WHT        | SLOW VEHICLES MUST TURN OUT /                                     |        |            |            | 8.75      |           |           |           |                                 | 1         |   |           |
| 50                         | a       | 67F      | 63.51     | SB       | RT   | W1-2R            | 36 x 36      | YEL        | [curve symbol]  |        |            |            | 9         |           |           |           |                                 |           |   |           |
|                            | x       | 67F      | 63.51     | SB       | RT   | W1-11R           | REMOVE       | YEL        | [hairpin curve]   |        | 1          |            |           |           |           |           |                                 |           |   |           |
|                            | y       | 67F      | 63.51     | SB       | RT   | W13-1P(30)       | REMOVE       | YEL        | 30 M.P.H.   |        | 1          |            |           |           |           |           |                                 |           |   |           |
| 51                         | a       | 67F      | 63.79     | SB       | RT   | R4-12            | 42 x 24      | WHT        | SLOW VEHICLES WITH 5 OR MORE FOLLOWING VEHICLES MUST USE TURN-OUT |        |            |            | 7         |           |           |           |                                 | 1         |   |           |
| 52                         | a       | 67F      | 63.89     | SB       | RT   | D17-2            | 72 x 42      | GRN        | SLOW VEHICLE TURN OUT 1/2 MILE**                                  |        |            |            | 21        |           |           |           |                                 | 2         |   |           |
| 53                         | a       | 67F      | 64.04     | SB       | RT   | W12-55           | 36 x 36      | YEL        | MOTORCYCLES USE EXTREME CAUTION                                   |        |            |            | 9         |           |           |           |                                 |           | 1 |           |
|                            | b       | 67F      | 64.04     | SB       | RT   | W7-3aP(2)        | 24 x 18      | YEL        | NEXT 2 MILES  |        |            |            | 3         |           |           |           |                                 |           |   |           |
| 54                         | x       | 67F      | 64.14     | SB       | RT   | W8-52            | REMOVE       | YEL        | FALLING ROCK  | 1      |            |            |           |           |           |           |                                 |           |   |           |
| 55                         | x       | 67F      | 64.20     | SB       | RT   | Special          | REMOVE       | YEL        | GROOVED CENTERLINE  | 1      |            |            |           |           |           |           |                                 |           |   |           |
|                            | y       | 67F      | 64.20     | SB       | RT   | W7-3aP           | REMOVE       | YEL        | NEXT 6 MILES  |        |            |            |           |           |           |           |                                 |           |   |           |
| 56                         | a       | 67F      | 64.24     | SB       | RT   | M6-2L            | 21 x 15      | WHT        | \   |        |            | 2.19       |           |           |           |           |                                 |           |   |           |
|                            | x       | 67F      | 64.24     | SB       | RT   | M6-1L            | REMOVE       | WHT        | <-  |        | 1          |            |           |           |           |           |                                 |           |   |           |
| 57                         | x       | 67F      | 65.36     | SB       | RT   | Special          | REMOVE       | BRN        | ROCKY MOUNTAIN CAMP <-  | 1      |            |            |           |           |           |           |                                 |           |   |           |
| 58                         | a       | 67F      | 65.39     | SB       | RT   | W2-2L            | 36 x 36      | YEL        | [side road symbol]  |        |            |            | 9         |           |           |           |                                 |           | 1 |           |
|                            | b       | 67F      | 65.39     | SB       | RT   | W16-8P           | 30 x 12      | YEL        | CR 62**   |        |            |            | 2.5       |           |           |           |                                 |           |   |           |
| 59                         | x       | 67F      | 65.52     | SB       | RT   | W8-52            | REMOVE       | YEL        | FALLING ROCK  | 1      |            |            |           |           |           |           |                                 |           |   |           |
| 60                         | x       | 67F      | 65.79     | SB       | RT   | W12-54           | REMOVE       | YEL        | TRUCKS ENTERING HIGHWAY   |        |            |            |           |           |           |           |                                 |           |   |           |
|                            | y       | 67F      | 65.79     | SB       | RT   | W16-2aP(250)     | REMOVE       | YEL        | 250 FEET  | 1      |            |            |           |           |           |           |                                 |           |   |           |
|                            | x       | 67F      | 65.82     | SB       | RT   | Special          | REMOVE       | BRN        | PARK ENTRANCE 500 FEET  | 1      |            |            |           |           |           |           |                                 |           |   |           |
| 62                         | a       | 67F      | 65.83     | SB       | RT   | W2-7L            | 36 x 36      | YEL        | [offset side road]  |        |            |            | 9         |           |           |           |                                 |           | 1 |           |
|                            | x       | 67F      | 65.83     | SB       | RT   | W12-54           | REMOVE       | YEL        | TRUCKS ENTERING HIGHWAY   |        |            |            |           |           |           |           |                                 |           |   |           |
|                            | y       | 67F      | 65.83     | SB       | RT   | W16-2aP(500)     | REMOVE       | YEL        | 500 FEET  | 1      |            |            |           |           |           |           |                                 |           |   |           |
| 63                         | x       | 67F      | 65.84     | SB       | RT   | R3-7R            | REMOVE       | WHT        | RIGHT LANE MUST TURN RIGHT  | 1      |            |            |           |           |           |           |                                 |           |   |           |
| 64                         | x       | 67F      | 67.31     | SB       | RT   | Special          | REMOVE       | YEL        | GROOVED CENTERLINE  |        |            |            |           |           |           |           |                                 |           |   |           |
|                            | y       | 67F      | 67.31     | SB       | RT   | W7-3aP           | REMOVE       | YEL        | NEXT 1 MILE   | 1      |            |            |           |           |           |           |                                 |           |   |           |

Print Date: 2/9/2017  
 File Name: 21254\_SignTab2.dgn  
 Horiz. Scale: 1:100 Vert. Scale: As Noted  
 Unit Information MJ



| Sheet Revisions |          |       |
|-----------------|----------|-------|
| Date:           | Comments | Init. |
|                 |          |       |
|                 |          |       |
|                 |          |       |

Colorado Department of Transportation  
 Region 2  
  
 1480 Quail Lake Loop, Suite A  
 Colorado Springs, CO 80906  
 Phone: 719-227-3231 FAX: 719-227-3298  
 DLH

As Constructed  
 No Revisions:  
 Revised:  
 Void:

SH 67F - Southbound  
 Sign Tabulation  
 Designer: EJL  
 Detailer: EJL  
 Sheet Subset: Sign  
 Structure Numbers:  
 Subset Sheets: 2 of 8

Project No./Code  
 STA 067A-039  
 21254  
 Sheet Number 97

| Sign Number                | Highway | Milepost | Direction | Location | Sign | Panel Size (in.) |        |   | Background Color | Legend | 202-00810   | 202-00821    | 614-00011  | 614-00012  | 614-00013  | 614-01503 | 614-01573 | 614-80001 |
|----------------------------|---------|----------|-----------|----------|------|------------------|--------|---|------------------|--------|-------------|--------------|------------|------------|------------|-----------|-----------|-----------|
|                            |         |          |           |          |      | W                | x      | H |                  |        | remove sign | remove panel | class 1 sf | class 2 sf | class 3 sf | P         | *         | P1        |
| <b>SH 67D - Northbound</b> |         |          |           |          |      |                  |        |   |                  |        |             |              |            |            |            |           |           |           |
| 65                         | a       | 67D      | 77.94     | NB       | RT   | R3-7R            | 30     | x | 30               | WHT    |             |              |            | 6.25       |            |           |           |           |
|                            | x       | 67D      | 77.94     | NB       | RT   | R3-5R            | REMOVE |   |                  | WHT    |             | 1            |            |            |            |           |           |           |
| 66                         | a       | 67D      | 78.00     | NB       | RT   | R3-7R            | 30     | x | 30               | WHT    |             |              |            | 6.25       |            |           |           |           |
|                            | x       | 67D      | 78.00     | NB       | RT   | R3-5R            | REMOVE |   |                  | WHT    |             | 1            |            |            |            |           |           |           |
| 67                         | x       | 67D      | 79.54     | NB       | RT   | Special          | REMOVE |   |                  | YEL    |             |              |            |            |            |           |           |           |
| 68                         | a       | 67D      | 80.14     | NB       | RT   | StrID            | 12     | x | 18               | WHT    |             |              | 1.5        |            | 1          |           |           |           |
|                            | x       | 67D      | 80.14     | NB       | RT   | StrID            | REMOVE |   |                  | WHT    |             |              |            |            |            |           |           |           |
| 69                         | x       | 67D      | 80.88     | NB       | RT   | W11-3            | REMOVE |   |                  | YEL    |             |              |            |            |            |           |           |           |
| 70                         | a       | 67D      | 80.94     | NB       | RT   | RS-034           | 24     | x | 24               | BRN    |             |              | 4          |            | 1          |           |           |           |
|                            | b       | 67D      | 80.94     | NB       | RT   | M6-1R            | 21     |   | 15               | BRN    |             |              | 2.19       |            |            |           |           |           |
|                            | x       | 67D      | 80.94     | NB       | RT   | Special          | REMOVE |   |                  | WHT    |             |              |            |            |            |           |           |           |
|                            | y       | 67D      | 80.94     | NB       | RT   | M6-1R            | REMOVE |   |                  | WHT    |             | 1            |            |            |            |           |           |           |
| 71                         | x       | 67D      | 81.84     | NB       | RT   | W1-2R            | REMOVE |   |                  | YEL    |             |              |            |            |            |           |           |           |
| 72                         | a       | 67D      | 81.89     | NB       | RT   | W1-2R            | 36     | x | 36               | YEL    |             |              |            | 9          |            |           | 1         |           |
| 73                         | a       | 67D      | 82.13     | NB       | RT   | StrID            | 12     | x | 18               | WHT    |             |              | 1.5        |            | 1          |           |           |           |
|                            | x       | 67D      | 82.13     | NB       | RT   | StrID            | REMOVE |   |                  | WHT    |             |              |            |            |            |           |           |           |
| 74                         | x       | 67D      | 83.33     | NB       | RT   | W11-1            | REMOVE |   |                  | FYG    |             |              |            |            |            |           |           |           |
|                            | y       | 67D      | 83.33     | NB       | RT   | W16-7PL          | REMOVE |   |                  | FYG    |             |              |            |            |            |           |           |           |
| 75                         | x       | 67D      | 83.59     | NB       | RT   | W11-1            | REMOVE |   |                  | FYG    |             |              |            |            |            |           |           |           |
|                            | y       | 67D      | 83.59     | NB       | RT   | W16-1P           | REMOVE |   |                  | FYG    |             |              |            |            |            |           |           |           |
| 76                         | a       | 67D      | 83.64     | NB       | RT   | W11-15           | 36     | x | 36               | FYG    |             |              |            | 9          |            |           | 1         |           |
|                            | x       | 67D      | 83.64     | NB       | RT   | W16-9P           | 24     | x | 12               | FYG    |             |              |            | 2          |            |           |           |           |
| 77                         | a       | 67D      | 83.71     | NB       | RT   | W11-15           | 36     | x | 36               | FYG    |             |              |            | 9          |            |           | 1         |           |
|                            | x       | 67D      | 83.71     | NB       | RT   | W16-7PL          | 24     | x | 12               | FYG    |             |              |            | 2          |            |           |           |           |
| 78                         | a       | 67D      | 83.90     | NB       | RT   | StrID            | 12     | x | 18               | WHT    |             |              | 1.5        |            | 1          |           |           |           |
|                            | x       | 67D      | 83.90     | NB       | RT   | StrID            | REMOVE |   |                  | WHT    |             | 1            |            |            |            |           |           |           |
| 79                         | a       | 67D      | 84.01     | NB       | RT   | W11-15           | 36     | x | 36               | FYG    |             |              |            | 9          |            |           | 1         |           |
|                            | x       | 67D      | 84.01     | NB       | RT   | W16-9P           | 24     | x | 12               | FYG    |             |              |            | 2          |            |           |           |           |
| 80                         | a       | 67D      | 84.08     | NB       | RT   | W11-15           | 36     | x | 36               | FYG    |             |              |            | 9          |            |           | 1         |           |
|                            | x       | 67D      | 84.08     | NB       | RT   | W16-7PL          | 24     | x | 12               | FYG    |             |              |            | 2          |            |           |           |           |
| 81                         | a       | 67D      | 84.39     | NB       | RT   | W11-15           | 36     | x | 36               | FYG    |             |              |            | 9          |            |           | 1         |           |
|                            | x       | 67D      | 84.39     | NB       | RT   | W16-9P           | 24     | x | 12               | FYG    |             |              |            | 2          |            |           |           |           |
| 82                         | x       | 67D      | 84.40     | NB       | RT   | W11-3            | REMOVE |   |                  | YEL    |             | 1            |            |            |            |           |           |           |
| 83                         | x       | 67D      | 84.44     | NB       | RT   | W11-1            | REMOVE |   |                  | FYG    |             | 1            |            |            |            |           |           |           |
|                            | y       | 67D      | 84.44     | NB       | RT   | W16-7PL          | REMOVE |   |                  | FYG    |             |              |            |            |            |           |           |           |
| 84                         | a       | 67D      | 84.46     | NB       | RT   | W11-15           | 36     | x | 36               | FYG    |             |              |            | 9          |            |           | 1         |           |
|                            | x       | 67D      | 84.46     | NB       | RT   | W16-7PL          | 24     | x | 12               | FYG    |             |              |            | 2          |            |           |           |           |
| 85                         | a       | 67D      | 84.50     | NB       | RT   | W11-1            | 36     | x | 36               | FYG    |             |              |            | 9          |            |           | 1         |           |
|                            | x       | 67D      | 84.50     | NB       | RT   | W16-1P           | 24     | x | 30               | FYG    |             |              |            | 5          |            |           |           |           |
| 86                         | a       | 67D      | 87.15     | NB       | RT   | I-2              | 48     | x | 30               | GRN    |             |              |            | 10         |            |           | 1         |           |
|                            | x       | 67D      | 87.15     | NB       | RT   | I-2              | REMOVE |   |                  | GRN    |             | 1            |            |            |            |           |           |           |
| 87                         | x       | 67D      | 87.24     | NB       | RT   | W1-2L            | REMOVE |   |                  | YEL    |             |              |            |            |            |           |           |           |
| 88                         | a       | 67D      | 87.33     | NB       | RT   | W1-2L            | 36     | x | 36               | YEL    |             |              |            | 9          |            |           | 1         |           |
| 89                         | a       | 67D      | 87.60     | NB       | RT   | Special          | 60     | x | 48               | GRN    |             |              |            | 20         |            |           | 1         |           |
|                            | x       | 67D      | 87.60     | NB       | RT   | Special          | REMOVE |   |                  | YEL    |             | 1            |            |            |            |           |           |           |

gibberta 9:35:22 PM C:\Projects\21254 - SH 67 Cripple Creek to Westcreek\Traffic\Drawings\21254\_SignTab3.dgn

|  |      |
|--|------|
| Print Date: 2/9/2017                           | 0000 |
| File Name: 21254_SignTab3.dgn                  |      |
| Horiz. Scale: 1:100      Vert. Scale: As Noted |      |
| Unit Information      MJ                       |      |

| Sheet Revisions |          |       |
|-----------------|----------|-------|
| Date:           | Comments | Init. |
|                 |          |       |
|                 |          |       |
|                 |          |       |

**Colorado Department of Transportation**

1480 Quail Lake Loop, Suite A  
Colorado Springs, CO 80906  
Phone: 719-227-3231    FAX: 719-227-3298

**Region 2**      **DLH**

|                       |
|-----------------------|
| <b>As Constructed</b> |
| No Revisions:         |
| Revised:              |
| Void:                 |

|  |      |                   |   |
|--|------|-------------------|---|
| <b>SH 67D - Northbound Sign Tabulation</b> |      |                   |   |
| Designer:                                  | EJL  | Structure Numbers | . |
| Detailer:                                  | EJL  | Subset Sheets:    | . |
| Sheet Subset:                              | Sign | 3 of 8            |   |

|                         |
|-------------------------|
| <b>Project No./Code</b> |
| STA 067A-039            |
| 21254                   |
| Sheet Number <b>98</b>  |

| Sign Number         | Highway | Milepost | Direction | Location | Sign | Panel Size (in.) |        |    | Background Color | Legend                           | 202-00810   | 202-00821    | 614-00011  | 614-00012  | 614-00013  | 614-01503 | 614-01573 | 614-80001 |
|---------------------|---------|----------|-----------|----------|------|------------------|--------|----|------------------|----------------------------------|-------------|--------------|------------|------------|------------|-----------|-----------|-----------|
|                     |         |          |           |          |      | W                | x      | H  |                  |                                  | remove sign | remove panel | class 1 sf | class 2 sf | class 3 sf | P         | *         | P1        |
| SH 67D - Northbound |         |          |           |          |      |                  |        |    |                  |                                  |             |              |            |            |            |           |           |           |
| 90                  | x       | 67D      | 87.95     | NB       | RT   | W1-2L            | REMOVE |    | YEL              | [curve symbol]                   | 1           |              |            |            |            |           |           |           |
| 91                  | a       | 67D      | 87.96     | NB       | RT   | R2-1(50)         |        | 36 | x                | 48                               | WHT         |              |            | 12         |            |           | 1         |           |
| 92                  | x       | 67D      | 87.98     | NB       | RT   | R2-1(50)         | REMOVE |    | WHT              | SPEED LIMIT 50                   | 1           |              |            |            |            |           |           |           |
| 93                  | a       | 67D      | 87.99     | NB       | RT   | W1-4L            |        | 36 | x                | 36                               | YEL         |              |            | 9          |            |           | 1         |           |
| 94                  | x       | 67D      | 88.23     | NB       | RT   | W1-2R            | REMOVE |    | YEL              | [curve symbol]                   | 1           |              |            |            |            |           |           |           |
| 95                  | x       | 67D      | 90.04     | NB       | RT   | Special          | REMOVE |    | GRN              | TROUT CREEK ROAD ->              | 1           |              |            |            |            |           |           |           |
| 96                  | a       | 67D      | 90.06     | NB       | RT   | W2-2R            |        | 36 | x                | 36                               | YEL         |              |            | 9          |            |           |           |           |
|                     | x       | 67D      | 90.06     | NB       | RT   | W16-8P           |        | 48 | x                | 12                               | YEL         |              |            | 4          |            |           | 1         |           |
| 97                  | x       | 67D      | 90.18     | NB       | RT   | W8-52            | REMOVE |    | YEL              | FALLING ROCK                     | 1           |              |            |            |            |           |           |           |
| 98                  | a       | 67D      | 90.22     | NB       | RT   | W12-55           |        | 36 | x                | 36                               | YEL         |              |            | 9          |            |           |           |           |
|                     | b       | 67D      | 90.22     | NB       | RT   | W7-3aP(2)        |        | 24 | x                | 18                               | YEL         |              |            | 3          |            |           | 1         | 1         |
| 99                  | x       | 67D      | 90.22     | NB       | RT   | W12-55           | REMOVE |    | YEL              | MOTOR CYCLES USE EXTREME CAUTION | 1           |              |            |            |            |           |           |           |
|                     | a       | 67D      | 90.29     | NB       | RT   | W1-8L            |        | 24 | x                | 30                               | YEL         |              |            | 5          |            | 1         |           |           |
| 100                 | b       | 67D      | 90.29     | SB       | LT   | W1-8R            |        | 24 | x                | 30                               | YEL         |              |            | 5          |            |           |           |           |
|                     | x       | 67D      | 90.30     | NB       | RT   | W1-8L            | REMOVE |    | YEL              | [chevron]                        | 1           |              |            |            |            |           |           |           |
| 101                 | y       | 67D      | 90.30     | SB       | LT   | W1-8R            | REMOVE |    | YEL              | [chevron]                        |             |              |            |            |            |           |           |           |
|                     | a       | 67D      | 90.305    | NB       | RT   | W1-8L            |        | 24 | x                | 30                               | YEL         |              |            | 5          |            | 1         |           |           |
| 102                 | b       | 67D      | 90.305    | SB       | LT   | W1-8R            |        | 24 | x                | 30                               | YEL         |              |            | 5          |            |           |           |           |
|                     | a       | 67D      | 90.32     | NB       | RT   | W1-8L            |        | 24 | x                | 30                               | YEL         |              |            | 5          |            |           |           |           |
| 103                 | b       | 67D      | 90.32     | SB       | LT   | W1-8R            |        | 24 | x                | 30                               | YEL         |              |            | 5          |            | 1         |           |           |
|                     | x       | 67D      | 90.32     | NB       | RT   | W1-8L            | REMOVE |    | YEL              | [chevron]                        | 1           |              |            |            |            |           |           |           |
| 104                 | y       | 67D      | 90.32     | SB       | LT   | W1-8R            | REMOVE |    | YEL              | [chevron]                        |             |              |            |            |            |           |           |           |
|                     | a       | 67D      | 90.335    | NB       | RT   | W1-8L            |        | 24 | x                | 30                               | YEL         |              |            | 5          |            | 1         |           |           |
| 105                 | b       | 67D      | 90.335    | SB       | LT   | W1-8R            |        | 24 | x                | 30                               | YEL         |              |            | 5          |            |           |           |           |
|                     | x       | 67D      | 90.34     | NB       | RT   | W1-8L            | REMOVE |    | YEL              | [chevron]                        | 1           |              |            |            |            |           |           |           |
| 106                 | y       | 67D      | 90.34     | SB       | LT   | W1-8R            | REMOVE |    | YEL              | [chevron]                        |             |              |            |            |            |           |           |           |
|                     | a       | 67D      | 90.35     | NB       | RT   | W1-8L            |        | 24 | x                | 30                               | YEL         |              |            | 5          |            | 1         |           |           |
| 107                 | b       | 67D      | 90.35     | SB       | LT   | W1-8R            |        | 24 | x                | 30                               | YEL         |              |            | 5          |            |           |           |           |
|                     | x       | 67D      | 90.36     | NB       | RT   | W1-8L            | REMOVE |    | YEL              | [chevron]                        | 1           |              |            |            |            |           |           |           |
| 108                 | y       | 67D      | 90.36     | SB       | LT   | W1-8R            | REMOVE |    | YEL              | [chevron]                        |             |              |            |            |            |           |           |           |
|                     | a       | 67D      | 90.365    | NB       | RT   | W1-8L            |        | 24 | x                | 30                               | YEL         |              |            | 5          |            | 1         |           |           |
| 109                 | b       | 67D      | 90.365    | SB       | LT   | W1-8R            |        | 24 | x                | 30                               | YEL         |              |            | 5          |            |           |           |           |
|                     | x       | 67D      | 90.68     | NB       | RT   | W1-11L           |        | 36 | x                | 36                               | YEL         |              |            |            |            |           | 1         |           |
| 110                 | a       | 67D      | 90.68     | NB       | RT   | W13-1P(25)       |        | 24 | x                | 24                               | YEL         |              |            | 9          |            |           |           |           |
|                     | x       | 67D      | 90.68     | NB       | RT   | W1-3L            | REMOVE |    | YEL              | [reverse turn]                   | 1           |              |            | 4          |            |           |           |           |
| 111                 | y       | 67D      | 90.68     | NB       | RT   | W13-1P(25)       | REMOVE |    | YEL              | 25 M.P.H.                        |             |              |            |            |            |           |           |           |
|                     | a       | 67D      | 90.695    | NB       | RT   | W1-8L            |        | 24 | x                | 30                               | YEL         |              |            | 5          |            | 1         |           |           |
| 112                 | b       | 67D      | 90.695    | SB       | LT   | W1-8R            |        | 24 | x                | 30                               | YEL         |              |            | 5          |            |           |           |           |
|                     | x       | 67D      | 90.70     | NB       | RT   | W1-8L            | REMOVE |    | YEL              | [chevron]                        | 1           |              |            |            |            |           |           |           |
| 113                 | y       | 67D      | 90.70     | SB       | LT   | W1-8R            | REMOVE |    | YEL              | [chevron]                        |             |              |            |            |            |           |           |           |
|                     | a       | 67D      | 90.71     | NB       | RT   | W1-8L            |        | 24 | x                | 30                               | YEL         |              |            | 5          |            | 1         |           |           |
| 114                 | b       | 67D      | 90.71     | SB       | LT   | W1-8R            |        | 24 | x                | 30                               | YEL         |              |            | 5          |            |           |           |           |
|                     | a       | 67D      | 90.725    | NB       | RT   | W1-8L            |        | 24 | x                | 30                               | YEL         |              |            | 5          |            | 1         |           |           |
| 115                 | b       | 67D      | 90.725    | SB       | LT   | W1-8R            |        | 24 | x                | 30                               | YEL         |              |            | 5          |            |           |           |           |
|                     | x       | 67D      | 90.725    | NB       | RT   | W1-8L            | REMOVE |    | YEL              | [chevron]                        | 1           |              |            |            |            |           |           |           |
| 116                 | y       | 67D      | 90.725    | SB       | LT   | W1-8R            | REMOVE |    | YEL              | [chevron]                        |             |              |            |            |            |           |           |           |

gibberta 9:35:25 PM C:\Projects\21254 - SH 67 Cripple Creek to Westcreek\Traffic\ITS\Drawings\21254\_SignTab4.dgn

|  |
|--|
| Print Date: 2/9/2017                           |
| File Name: 21254_SignTab4.dgn                  |
| Horiz. Scale: 1:100      Vert. Scale: As Noted |
| Unit Information      MJ                       |

| Sheet Revisions |          |       |
|-----------------|----------|-------|
| Date:           | Comments | Init. |
|                 |          |       |
|                 |          |       |
|                 |          |       |

Colorado Department of Transportation



1480 Quail Lake Loop, Suite A  
 Colorado Springs, CO 80906  
 Phone: 719-227-3231 FAX: 719-227-3298

Region 2      DLH

|                |
|----------------|
| As Constructed |
| No Revisions:  |
| Revised:       |
| Void:          |

|                                     |      |                   |        |
|-------------------------------------|------|-------------------|--------|
| SH 67D - Northbound Sign Tabulation |      |                   |        |
| Designer:                           | EJL  | Structure Numbers | .      |
| Detailer:                           | EJL  | Subset Sheets:    | 4 of 8 |
| Sheet Subset:                       | Sign |                   |        |

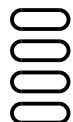
|                  |              |
|------------------|--------------|
| Project No./Code | STA 067A-039 |
|                  | 21254        |
| Sheet Number     | 99           |




| Sign Number         | Highway | Milepost   | Direction | Location | Sign        | Panel Size (in.) |   |    | Background Color | Legend   | 202-00810   | 202-00821    | 614-00011  | 614-00012  | 614-00013  | 614-01503 | 614-01573 | 614-80001 |
|---------------------|---------|------------|-----------|----------|-------------|------------------|---|----|------------------|--|-------------|--------------|------------|------------|------------|-----------|-----------|-----------|
|                     |         |            |           |          |             | W                | x | H  |                  |  | remove sign | remove panel | class 1 sf | class 2 sf | class 3 sf | P         | *         | P1        |
| SH 67D - Northbound |         |            |           |          |             |                  |   |    |                  |  |             |              |            |            |            |           |           |           |
| 113                 | a       | 67D 90.74  | NB        | RT       | W1-8L       | 24               | x | 30 | YEL              | [chevron]  |             |              | 5          |            |            | 1         |           |           |
|                     | b       | 67D 90.74  | SB        | LT       | W1-8R       | 24               | x | 30 | YEL              | [chevron]  |             |              | 5          |            |            |           |           |           |
| 114                 | x       | 67D 90.745 | NB        | RT       | W1-8L       | REMOVE           |   |    | YEL              | [chevron]  | 1           |              |            |            |            |           |           |           |
|                     | y       | 67D 90.745 | SB        | LT       | W1-8R       | REMOVE           |   |    | YEL              | [chevron]  |             |              |            |            |            |           |           |           |
| 115                 | a       | 67D 90.755 | NB        | RT       | W1-8L       | 24               | x | 30 | YEL              | [chevron]  |             |              | 5          |            |            |           |           |           |
|                     | b       | 67D 90.755 | SB        | LT       | W1-8R       | 24               | x | 30 | YEL              | [chevron]  |             |              | 5          |            |            | 1         |           |           |
| 116                 | x       | 67D 90.765 | NB        | RT       | W1-8L       | REMOVE           |   |    | YEL              | [chevron]  | 1           |              |            |            |            |           |           |           |
|                     | y       | 67D 90.765 | SB        | LT       | W1-8R       | REMOVE           |   |    | YEL              | [chevron]  |             |              |            |            |            |           |           |           |
| 117                 | a       | 67D 90.77  | NB        | RT       | W1-8L       | 24               | x | 30 | YEL              | [chevron]  |             |              | 5          |            |            |           |           |           |
|                     | b       | 67D 90.77  | SB        | LT       | W1-8R       | 24               | x | 30 | YEL              | [chevron]  |             |              | 5          |            |            | 1         |           |           |
| 118                 | a       | 67D 90.785 | NB        | RT       | W1-8L       | 24               | x | 30 | YEL              | [chevron]  |             |              | 5          |            |            |           |           |           |
|                     | b       | 67D 90.785 | SB        | LT       | W1-8R       | 24               | x | 30 | YEL              | [chevron]  |             |              | 5          |            |            | 1         |           |           |
| 119                 | a       | 67D 90.80  | NB        | RT       | W1-1R       | 36               | x | 36 | YEL              | [turn symbol]                                    |             |              |            | 9          |            |           |           | 1         |
|                     | b       | 67D 90.80  | NB        | RT       | W13-1P(30)  | 24               | x | 24 | YEL              | 30 MPH   |             |              |            | 4          |            |           |           |           |
| 120                 | x       | 67D 90.88  | NB        | RT       | W11-8       | REMOVE           |   |    | YEL              | [emergency vehicle]                              | 1           |              |            |            |            |           |           |           |
| 121                 | a       | 67D 91.14  | NB        | RT       | W11-8       | 36               | x | 36 | YEL              | [emergency vehicle]                              |             |              |            | 9          |            |           |           | 1         |
| 122                 | x       | 67D 91.73  | NB        | RT       | W12-55      | REMOVE           |   |    | YEL              | MOTOR CYCLES USE EXTREME CAUTION                 | 1           |              |            |            |            |           |           |           |
| 123                 | a       | 67D 91.82  | NB        | RT       | W12-55      | 36               | x | 36 | YEL              | MOTORCYCLES USE EXTREME CAUTION                  |             |              |            | 9          |            |           |           |           |
|                     | b       | 67D 91.82  | NB        | RT       | W7-3aP(1/2) | 24               | x | 18 | YEL              | NEXT 1/2 MILE                                    |             |              |            | 3          |            |           |           | 1         |
| 124                 | a       | 67D 91.92  | NB        | RT       | special     | 60               | x | 48 | GRN              | CLIMB TO SAFETY! IN CASE OF A FLASH FLOOD**      |             |              |            | 20         |            |           |           | 1         |
|                     | x       | 67D 91.92  | NB        | RT       | special     | REMOVE           |   |    | GRN              | CLIMB TO SAFETY IN CASE OF FLASH FLOOD           | 1           |              |            |            |            |           |           |           |
| 125                 | a       | 67D 91.94  | NB        | RT       | W1-8L       | 24               | x | 30 | YEL              | [chevron] (install chevrons at 80-foot spacings) |             |              | 5          |            |            |           |           |           |
|                     | b       | 67D 91.94  | SB        | LT       | W1-8R       | 24               | x | 30 | YEL              | [chevron]  |             |              | 5          |            |            | 1         |           |           |
| 126                 | a       | 67D 91.955 | NB        | RT       | W1-8L       | 24               | x | 30 | YEL              | [chevron]  |             |              | 5          |            |            |           |           |           |
|                     | b       | 67D 91.955 | SB        | LT       | W1-8R       | 24               | x | 30 | YEL              | [chevron]  |             |              | 5          |            |            | 1         |           |           |
| 127                 | a       | 67D 91.97  | NB        | RT       | W1-8L       | 24               | x | 30 | YEL              | [chevron]  |             |              | 5          |            |            |           |           |           |
|                     | b       | 67D 91.97  | SB        | LT       | W1-8R       | 24               | x | 30 | YEL              | [chevron]  |             |              | 5          |            |            | 1         |           |           |
| 128                 | a       | 67D 91.985 | NB        | RT       | W1-8L       | 24               | x | 30 | YEL              | [chevron]  |             |              | 5          |            |            |           |           |           |
|                     | b       | 67D 91.985 | SB        | LT       | W1-8R       | 24               | x | 30 | YEL              | [chevron]  |             |              | 5          |            |            | 1         |           |           |
| 129                 | a       | 67D 92.00  | NB        | RT       | W1-8L       | 24               | x | 30 | YEL              | [chevron]  |             |              | 5          |            |            |           |           |           |
|                     | b       | 67D 92.00  | SB        | LT       | W1-8R       | 24               | x | 30 | YEL              | [chevron]  |             |              | 5          |            |            | 1         |           |           |
| 130                 | a       | 67D 92.015 | NB        | RT       | W1-8L       | 24               | x | 30 | YEL              | [chevron]  |             |              | 5          |            |            |           |           |           |
|                     | b       | 67D 92.015 | SB        | LT       | W1-8R       | 24               | x | 30 | YEL              | [chevron]  |             |              | 5          |            |            | 1         |           |           |
| 131                 | a       | 67D 92.16  | NB        | RT       | W1-8L       | 24               | x | 30 | YEL              | [chevron] (install chevrons at 80-foot spacings) |             |              | 5          |            |            |           |           |           |
|                     | b       | 67D 92.16  | SB        | LT       | W1-8R       | 24               | x | 30 | YEL              | [chevron]  |             |              | 5          |            |            | 1         |           |           |
| 132                 | a       | 67D 92.175 | NB        | RT       | W1-8L       | 24               | x | 30 | YEL              | [chevron]  |             |              | 5          |            |            |           |           |           |
|                     | b       | 67D 92.175 | SB        | LT       | W1-8R       | 24               | x | 30 | YEL              | [chevron]  |             |              | 5          |            |            | 1         |           |           |
| 133                 | a       | 67D 92.19  | NB        | RT       | W1-8L       | 24               | x | 30 | YEL              | [chevron]  |             |              | 5          |            |            |           |           |           |
|                     | b       | 67D 92.19  | SB        | LT       | W1-8R       | 24               | x | 30 | YEL              | [chevron]  |             |              | 5          |            |            | 1         |           |           |
| 134                 | a       | 67D 92.205 | NB        | RT       | W1-8L       | 24               | x | 30 | YEL              | [chevron]  |             |              | 5          |            |            |           |           |           |
|                     | b       | 67D 92.205 | SB        | LT       | W1-8R       | 24               | x | 30 | YEL              | [chevron]  |             |              | 5          |            |            | 1         |           |           |
| 135                 | a       | 67D 92.34  | NB        | RT       | W1-2L       | 36               | x | 36 | YEL              | [curve symbol]                                   |             |              |            | 9          |            |           |           |           |
|                     | x       | 67D 92.34  | NB        | RT       | W1-5L       | REMOVE           |   |    | YEL              | [winding road]                                   |             |              |            |            |            |           |           |           |
|                     | y       | 67D 92.34  | NB        | RT       | W13-1P(30)  | REMOVE           |   |    | YEL              | 30 M.P.H.  |             |              |            |            |            |           |           |           |

gibberta 9:35:28 PM C:\Projects\21254 - SH 67 Cripple Creek to Westcreek\Traffic\ITS\Drawings\21254\_SignTab5.dgn

Print Date: 2/9/2017  
 File Name: 21254\_SignTab5.dgn  
 Horiz. Scale: 1:100 Vert. Scale: As Noted  
 Unit Information MJ



| Sheet Revisions |          |       |
|-----------------|----------|-------|
| Date:           | Comments | Init. |
|                 |          |       |
|                 |          |       |
|                 |          |       |

Colorado Department of Transportation  
  
 1480 Quail Lake Loop, Suite A  
 Colorado Springs, CO 80906  
 Phone: 719-227-3231 FAX: 719-227-3298  
 Region 2 DLH

As Constructed  
 No Revisions:  
 Revised:  
 Void:

SH 67D - Northbound Sign Tabulation  
 Designer: EJL  
 Detailer: EJL  
 Sheet Subset: Sign  
 Structure Numbers: .  
 Subset Sheets: 5 of 8

Project No./Code  
 STA 067A-039  
 21254  
 Sheet Number 100

| Sign Number                | Highway | Milepost | Direction | Location | Sign | Panel Size (in.) |        |   | Background Color | Legend | 202-00810   | 202-00821    | 614-00011  | 614-00012  | 614-00013  | 614-01503 | 614-01573 | 614-80001 |
|----------------------------|---------|----------|-----------|----------|------|------------------|--------|---|------------------|--------|-------------|--------------|------------|------------|------------|-----------|-----------|-----------|
|                            |         |          |           |          |      | W                | x      | H |                  |        | remove sign | remove panel | class 1 sf | class 2 sf | class 3 sf | P         | *         | P1        |
| <b>SH 67D - Southbound</b> |         |          |           |          |      |                  |        |   |                  |        |             |              |            |            |            |           |           |           |
| 136                        | a       | 67D      | 78.03     | SB       | RT   | R3-7R            | 30     | x | 30               | WHT    |             |              |            | 6.25       |            |           |           |           |
|                            | x       | 67D      | 78.03     | SB       | RT   | R3-5R            | REMOVE |   |                  | WHT    |             |              |            |            |            |           |           |           |
| 137                        | a       | 67D      | 78.08     | SB       | RT   | R3-7R            | 30     | x | 30               | WHT    |             | 1            |            | 6.25       |            |           |           |           |
|                            | x       | 67D      | 78.08     | SB       | RT   | R3-5R            | REMOVE |   |                  | WHT    |             | 1            |            |            |            |           |           |           |
| 138                        | a       | 67D      | 79.01     | SB       | RT   | W7-3aP(2)        | 24     | x | 18               | YEL    |             |              |            | 3          |            |           |           |           |
|                            | x       | 67D      | 79.01     | SB       | RT   | W16-3aP          | REMOVE |   |                  | YEL    |             | 1            |            |            |            |           |           |           |
| 139                        | a       | 67D      | 80.14     | SB       | RT   | D50-3            | 84     | x | 30               | GRN    |             |              |            | 17.5       |            |           | 2         |           |
|                            | x       | 67D      | 80.14     | SB       | RT   | D50-3            | REMOVE |   |                  | GRN    |             |              |            |            |            |           |           |           |
| 140                        | a       | 67D      | 80.15     | SB       | RT   | StrID            | 12     | x | 18               | WHT    |             |              | 1.5        |            | 1          |           |           |           |
|                            | x       | 67D      | 80.15     | SB       | RT   | StrID            | REMOVE |   |                  | WHT    |             |              |            |            |            |           |           |           |
| 141                        | x       | 67D      | 80.23     | SB       | RT   | Special          | REMOVE |   |                  | YEL    |             |              |            |            |            |           |           |           |
| 142                        | a       | 67D      | 81.08     | SB       | RT   | RS-034           | 24     | x | 24               | BRN    |             |              |            | 4          |            |           |           |           |
|                            | b       | 67D      | 81.08     | SB       | RT   | M6-1L            | 21     | x | 15               | BRN    |             |              |            | 2.19       |            | 1         |           |           |
| 143                        | x       | 67D      | 81.12     | SB       | RT   | Special          | REMOVE |   |                  | WHT    |             |              |            |            |            |           |           |           |
|                            | y       | 67D      | 81.12     | SB       | RT   | M6-1R            | REMOVE |   |                  | WHT    |             | 1            |            |            |            |           |           |           |
| 144                        | x       | 67D      | 82.01     | SB       | RT   | W11-3            | REMOVE |   |                  | YEL    |             |              |            |            |            |           |           |           |
| 145                        | a       | 67D      | 82.14     | SB       | RT   | StrID            | 12     | x | 18               | WHT    |             |              |            | 1.5        |            | 1         |           |           |
|                            | x       | 67D      | 82.14     | SB       | RT   | StrID            | REMOVE |   |                  | WHT    |             |              |            |            |            |           |           |           |
| 146                        | a       | 67D      | 82.15     | SB       | RT   | W1-4L            | 36     | x | 36               | YEL    |             |              |            |            |            |           | 1         |           |
| 147                        | a       | 67D      | 82.30     | SB       | RT   | W1-4L            | REMOVE |   |                  | YEL    |             |              |            | 9          |            |           |           |           |
| 148                        | x       | 67D      | 83.50     | SB       | RT   | W11-1            | REMOVE |   |                  | FYG    |             |              |            |            |            |           |           |           |
|                            | y       | 67D      | 83.50     | SB       | RT   | W16-7PL          | REMOVE |   |                  | FYG    |             | 1            |            |            |            |           |           |           |
| 149                        | a       | 67D      | 83.71     | SB       | RT   | W11-15           | 36     | x | 36               | FYG    |             |              |            | 9          |            |           |           |           |
|                            | x       | 67D      | 83.71     | SB       | RT   | W16-7PL          | 24     | x | 12               | FYG    |             |              |            | 2          |            |           | 1         |           |
| 150                        | x       | 67D      | 83.78     | SB       | RT   | W11-1            | REMOVE |   |                  | FYG    |             |              |            |            |            |           |           |           |
|                            | y       | 67D      | 83.78     | SB       | RT   | W16-7PL          | REMOVE |   |                  | FYG    |             | 1            |            |            |            |           |           |           |
| 151                        | x       | 67D      | 83.86     | SB       | RT   | W11-1            | REMOVE |   |                  | FYG    |             |              |            |            |            |           |           |           |
| 152                        | a       | 67D      | 83.92     | SB       | RT   | StrID            | 12     | x | 18               | WHT    |             |              |            | 1.5        |            | 1         |           |           |
|                            | x       | 67D      | 83.92     | SB       | RT   | StrID            | REMOVE |   |                  | WHT    |             |              |            |            |            |           |           |           |
| 153                        | a       | 67D      | 84.08     | SB       | RT   | W11-15           | 36     | x | 36               | FYG    |             |              |            | 9          |            |           |           |           |
|                            | x       | 67D      | 84.08     | SB       | RT   | W16-7PL          | 24     | x | 12               | FYG    |             |              |            | 2          |            |           | 1         |           |
| 154                        | x       | 67D      | 84.09     | SB       | RT   | W11-1            | REMOVE |   |                  | FYG    |             |              |            |            |            |           |           |           |
|                            | y       | 67D      | 84.09     | SB       | RT   | W16-7PL          | REMOVE |   |                  | FYG    |             | 1            |            |            |            |           |           |           |
| 155                        | a       | 67D      | 84.14     | SB       | RT   | W2-2R            | 36     | x | 36               | YEL    |             |              |            | 9          |            |           |           |           |
| 156                        | a       | 67D      | 84.17     | SB       | RT   | W11-15           | 36     | x | 36               | FYG    |             |              |            | 9          |            |           |           |           |
|                            | x       | 67D      | 84.17     | SB       | RT   | W16-9P           | 24     | x | 12               | FYG    |             |              |            | 2          |            |           | 1         |           |
| 157                        | x       | 67D      | 84.21     | SB       | RT   | W2-2R            | REMOVE |   |                  | YEL    |             |              |            |            |            |           |           |           |
| 158                        | a       | 67D      | 84.34     | SB       | RT   | W1-2L            | 36     | x | 36               | YEL    |             |              |            | 9          |            |           |           |           |
|                            | b       | 67D      | 84.34     | SB       | RT   | W13-1P(55)       | 24     | x | 24               | YEL    |             |              |            | 4          |            |           | 1         |           |
| 159                        | x       | 67D      | 84.41     | SB       | RT   | W1-2L            | REMOVE |   |                  | YEL    |             |              |            |            |            |           |           |           |
|                            | y       | 67D      | 84.41     | SB       | RT   | W13-1P(55)       | REMOVE |   |                  | YEL    |             | 1            |            |            |            |           |           |           |
| 160                        | a       | 67D      | 84.46     | SB       | RT   | W11-15           | 36     | x | 36               | FYG    |             |              |            | 9          |            |           |           |           |
|                            | x       | 67D      | 84.46     | SB       | RT   | W16-7PL          | 24     | x | 12               | FYG    |             |              |            | 2          |            |           | 1         |           |

gibberta 9:35:31 PM C:\Projects\21254 - SH 67 Cripple Creek to Westcreek\Traffic\Drawings\21254\_SignTab6.dgn

|  |
|--|
| Print Date: 2/9/2017                           |
| File Name: 21254_SignTab6.dgn                  |
| Horiz. Scale: 1:100      Vert. Scale: As Noted |
| Unit Information      MJ                       |

| Sheet Revisions |          |       |
|-----------------|----------|-------|
| Date:           | Comments | Init. |
|                 |          |       |
|                 |          |       |
|                 |          |       |

Colorado Department of Transportation



1480 Quail Lake Loop, Suite A  
Colorado Springs, CO 80906  
Phone: 719-227-3231 FAX: 719-227-3298

Region 2      DLH

|                |
|----------------|
| As Constructed |
| No Revisions:  |
| Revised:       |
| Void:          |

|                                     |      |                   |        |
|-------------------------------------|------|-------------------|--------|
| SH 67D - Southbound Sign Tabulation |      |                   |        |
| Designer:                           | EJL  | Structure Numbers | .      |
| Detailer:                           | EJL  | Subset Sheets:    | 6 of 8 |
| Sheet Subset:                       | Sign |                   |        |

|                  |
|------------------|
| Project No./Code |
| STA 067A-039     |
| 21254            |
| Sheet Number 101 |

| Sign Number         | Highway | Milepost | Direction | Location | Sign | Panel Size (in.) |         |     | Background Color                                   | Legend | 202-00810   | 202-00821    | 614-00011  | 614-00012  | 614-00013  | 614-01503 | 614-01573 | 614-80001 |
|---------------------|---------|----------|-----------|----------|------|------------------|---------|-----|--|--------|-------------|--------------|------------|------------|------------|-----------|-----------|-----------|
|                     |         |          |           |          |      | W                | x       | H   |  |        | remove sign | remove panel | class 1 sf | class 2 sf | class 3 sf | P         | *         | P1        |
| SH 67D - Southbound |         |          |           |          |      |                  |         |     |  |        |             |              |            |            |            |           |           |           |
| 161                 | x       | 67D      | 84.50     | SB       | RT   | W11-1            | REMOVE  | FYG | [bicycle]  | 1      |             |              |            |            |            |           |           |           |
|                     | y       | 67D      | 84.50     | SB       | RT   | W16-7PL          | REMOVE  | FYG | [downward diagonal arrow]                          |        |             |              |            |            |            |           |           |           |
| 162                 | a       | 67D      | 84.53     | SB       | RT   | W11-15           | 36 x 36 | FYG | [bicycle/pedestrian]                               |        |             |              | 9          |            |            |           | 1         |           |
|                     | x       | 67D      | 84.53     | SB       | RT   | W16-9P           | 24 x 12 | FYG | AHEAD  |        |             |              | 2          |            |            |           |           |           |
| 163                 | x       | 67D      | 84.63     | SB       | RT   | W11-3            | REMOVE  | YEL | [deer]   | 1      |             |              |            |            |            |           |           |           |
| 164                 | x       | 67D      | 86.46     | SB       | RT   | W11-3            | REMOVE  | YEL | [deer]   | 1      |             |              |            |            |            |           |           |           |
| 165                 | x       | 67D      | 87.14     | SB       | RT   | Special          | REMOVE  | WHT | ENTERING NE TELLER COUNTY FIRE PROTECTION DISTRICT | 1      |             |              |            |            |            |           |           |           |
| 166                 | a       | 67D      | 87.15     | SB       | RT   | I-2              | 48 x 30 | GRN | Teller County**                                    |        |             |              | 10         |            |            |           | 1         |           |
|                     | x       | 67D      | 87.15     | SB       | RT   | I-2              | REMOVE  | GRN | TELLER COUNTY                                      | 1      |             |              |            |            |            |           |           |           |
| 167                 | a       | 67D      | 87.55     | SB       | RT   | W1-2R            | 36 x 36 | YEL | [curve symbol]                                     |        |             |              | 9          |            |            |           | 1         |           |
| 168                 | x       | 67D      | 87.69     | SB       | RT   | W1-2R            | REMOVE  | YEL | [curve symbol]                                     | 1      |             |              |            |            |            |           |           |           |
| 169                 | x       | 67D      | 90.16     | SB       | RT   | Special          | REMOVE  | GRN | TROUT CREEK ROAD <-                                | 1      |             |              |            |            |            |           |           |           |
| 170                 | a       | 67D      | 90.17     | SB       | RT   | W2-2L            | 36 x 36 | YEL | [side road symbol]                                 |        |             |              | 9          |            |            |           | 1         |           |
|                     | x       | 67D      | 90.17     | SB       | RT   | W16-8P           | 48 x 12 | YEL | Trout Creek Rd**                                   |        |             |              | 4          |            |            |           |           |           |
|                     | a       | 67D      | 90.27     | SB       | RT   | W1-2L            | 36 x 36 | YEL | [curve symbol]                                     |        |             |              | 9          |            |            |           |           |           |
| 171                 | b       | 67D      | 90.27     | SB       | RT   | W13-1P(40)       | 24 x 24 | YEL | 40 MPH   |        |             |              | 4          |            |            |           | 1         |           |
|                     | x       | 67D      | 90.29     | SB       | RT   | W1-2L            | REMOVE  | YEL | [curve symbol]                                     | 1      |             |              |            |            |            |           |           |           |
|                     | y       | 67D      | 90.29     | SB       | RT   | W13-1P(40)       | REMOVE  | YEL | 40 M.P.H.  |        |             |              |            |            |            |           |           |           |
| 173                 | x       | 67D      | 90.42     | SB       | RT   | W1-1aR(30)       | REMOVE  | YEL | [turn symbol] 30                                   | 1      |             |              |            |            |            |           |           |           |
| 174                 | a       | 67D      | 90.43     | NB       | LT   | W1-8R            | 24 x 30 | YEL | [chevron] (install chevrons at 80-foot spacings)   |        |             |              | 5          |            |            |           |           |           |
|                     | b       | 67D      | 90.43     | SB       | RT   | W1-8L            | 24 x 30 | YEL | [chevron]  |        |             |              | 5          |            |            | 1         |           |           |
| 175                 | a       | 67D      | 90.445    | NB       | LT   | W1-8R            | 24 x 30 | YEL | [chevron]  |        |             |              | 5          |            |            |           |           |           |
|                     | b       | 67D      | 90.445    | SB       | RT   | W1-8L            | 24 x 30 | YEL | [chevron]  |        |             |              | 5          |            |            | 1         |           |           |
| 176                 | a       | 67D      | 90.46     | NB       | LT   | W1-8R            | 24 x 30 | YEL | [chevron]  |        |             |              | 5          |            |            |           |           |           |
|                     | b       | 67D      | 90.46     | SB       | RT   | W1-8L            | 24 x 30 | YEL | [chevron]  |        |             |              | 5          |            |            | 1         |           |           |
|                     | a       | 67D      | 90.50     | NB       | LT   | W1-8R            | 24 x 30 | YEL | [chevron] (install chevrons at 80-foot spacings)   |        |             |              | 5          |            |            |           |           |           |
|                     | b       | 67D      | 90.50     | SB       | RT   | W1-8L            | 24 x 30 | YEL | [chevron]  |        |             |              | 5          |            |            | 1         |           |           |
| 177                 | x       | 67D      | 90.50     | NB       | LT   | W1-8R            | REMOVE  | YEL | [chevron]  | 1      |             |              |            |            |            |           |           |           |
|                     | y       | 67D      | 90.50     | SB       | RT   | W1-8L            | REMOVE  | YEL | [chevron]  |        |             |              |            |            |            |           |           |           |
| 178                 | a       | 67D      | 90.515    | NB       | LT   | W1-8R            | 24 x 30 | YEL | [chevron]  |        |             |              | 5          |            |            |           |           |           |
|                     | b       | 67D      | 90.515    | SB       | RT   | W1-8L            | 24 x 30 | YEL | [chevron]  |        |             |              | 5          |            |            | 1         |           |           |
| 179                 | x       | 67D      | 90.525    | NB       | LT   | W1-8R            | REMOVE  | YEL | [chevron]  | 1      |             |              |            |            |            |           |           |           |
|                     | y       | 67D      | 90.525    | SB       | RT   | W1-8L            | REMOVE  | YEL | [chevron]  |        |             |              |            |            |            |           |           |           |
| 180                 | a       | 67D      | 90.53     | NB       | LT   | W1-8R            | 24 x 30 | YEL | [chevron]  |        |             |              | 5          |            |            |           |           |           |
|                     | b       | 67D      | 90.53     | SB       | RT   | W1-8L            | 24 x 30 | YEL | [chevron]  |        |             |              | 5          |            |            | 1         |           |           |
|                     | a       | 67D      | 90.545    | NB       | LT   | W1-8R            | 24 x 30 | YEL | [chevron]  |        |             |              | 5          |            |            |           |           |           |
| 181                 | b       | 67D      | 90.545    | SB       | RT   | W1-8L            | 24 x 30 | YEL | [chevron]  |        |             |              | 5          |            |            | 1         |           |           |
|                     | x       | 67D      | 90.545    | NB       | LT   | W1-8R            | REMOVE  | YEL | [chevron]  | 1      |             |              |            |            |            |           |           |           |
|                     | y       | 67D      | 90.545    | SB       | RT   | W1-8L            | REMOVE  | YEL | [chevron]  |        |             |              |            |            |            |           |           |           |
| 182                 | a       | 67D      | 90.56     | NB       | LT   | W1-8R            | 24 x 30 | YEL | [chevron]  |        |             |              | 5          |            |            |           |           |           |
|                     | b       | 67D      | 90.56     | SB       | RT   | W1-8L            | 24 x 30 | YEL | [chevron]  |        |             |              | 5          |            |            | 1         |           |           |
| 183                 | a       | 67D      | 90.575    | NB       | LT   | W1-8R            | 24 x 30 | YEL | [chevron]  |        |             |              | 5          |            |            |           |           |           |
|                     | b       | 67D      | 90.575    | SB       | RT   | W1-8L            | 24 x 30 | YEL | [chevron]  |        |             |              | 5          |            |            | 1         |           |           |

gibberta 9:35:34 PM C:\Projects\21254 - SH 67 Cripple Creek to Westcreek\Traffic\Drawings\21254\_SignTab7.dgn

|   |   |                 |          |       |  |                |  |  |  |  |  |                  |  |
|---|---|-----------------|----------|-------|--|----------------|--|--|--|--|--|------------------|--|
| Print Date: 2/9/2017                      |  | Sheet Revisions |          |       | <br>Colorado Department of Transportation<br>1480 Quail Lake Loop, Suite A<br>Colorado Springs, CO 80906<br>Phone: 719-227-3231 FAX: 719-227-3298<br>Region 2 DLH | As Constructed |  | SH 67D - Southbound Sign Tabulation      |  |  |  | Project No./Code |  |
| File Name: 21254_SignTab7.dgn             |   | Date:           | Comments | Init. |  | No Revisions:  |  | Designer: EJL Structure Numbers          |  |  |  | STA 067A-039     |  |
| Horiz. Scale: 1:100 Vert. Scale: As Noted |   |                 |          |       |  | Revised:       |  | Detailer: EJL                            |  |  |  | 21254            |  |
| Unit Information MJ                       |   |                 |          |       |  | Void:          |  | Sheet Subset: Sign Subset Sheets: 7 of 8 |  |  |  | Sheet Number 102 |  |

| Sign Number                            | Highway | Milepost   | Direction | Location | Sign          | Panel Size (in.) |   |    | Background Color | Legend   | 202-00810                   | 202-00821    | 614-00011  | 614-00012  | 614-00013  | 614-01503 | 614-01573 | 614-80001 |   |                                 |
|--|---------|------------|-----------|----------|---------------|------------------|---|----|------------------|--|-----------------------------|--------------|------------|------------|------------|-----------|-----------|-----------|---|---------------------------------|
|  |         |            |           |          |               | W                | x | H  |                  |  | remove sign                 | remove panel | class 1 sf | class 2 sf | class 3 sf | P         | *         | P1        | * | Flashing Beacon (Solar Powered) |
| <b>SH 67D - Southbound</b>             |         |            |           |          |               |                  |   |    |                  |  |                             |              |            |            |            |           |           |           |   |                                 |
| 184                                    | a       | 67D 90.59  | SB        | RT       | W1-3L         | 36               | x | 36 | YEL              | [reverse turn]                                   |                             |              |            | 9          |            |           |           |           |   |                                 |
|  | b       | 67D 90.59  | SB        | RT       | W13-1P(30)    | 24               | x | 24 | YEL              | 30 MPH   |                             |              |            | 4          |            |           |           |           |   |                                 |
| 185                                    | a       | 67D 90.81  | SB        | RT       | W1-11R        | 36               | x | 36 | YEL              | [hairpin curve]                                  |                             |              |            | 9          |            |           |           |           |   |                                 |
|  | b       | 67D 90.81  | SB        | RT       | W13-1P(30)    | 24               | x | 24 | YEL              | 30 MPH   |                             |              |            | 4          |            |           |           | 1         |   |                                 |
| 186                                    | x       | 67D 90.83  | SB        | RT       | W1-1aR(30)    | REMOVE           |   |    | YEL              | [turn symbol] 30                                 | 1                           |              |            |            |            |           |           |           |   |                                 |
| 187                                    | a       | 67D 90.90  | SB        | RT       | W1-1L         | 36               | x | 36 | YEL              | [turn symbol]                                    |                             |              | 9          |            |            |           |           |           |   |                                 |
|  | x       | 67D 90.90  | SB        | RT       | W1-3L         | REMOVE           |   |    | YEL              | [reverse turn]                                   |                             | 1            |            |            |            |           |           |           |   |                                 |
| 188                                    | a       | 67D 91.26  | SB        | RT       | D1-1          | 60               | x | 30 | GRN              | West Creek ->**                                  |                             |              |            | 12.5       |            |           |           | 1         |   |                                 |
|  | x       | 67D 91.26  | SB        | RT       | D1-1          | REMOVE           |   |    | GRN              | WEST CREEK ->                                    | 1                           |              |            |            |            |           |           |           |   |                                 |
| 189                                    | a       | 67D 91.32  | SB        | RT       | W11-8         | 36               | x | 36 | YEL              | [emergency vehicle]                              |                             |              |            | 9          |            |           |           |           |   |                                 |
|  | x       | 67D 91.32  | SB        | RT       | special       | REMOVE           |   |    | FYG              | SCHOOL BUS ENTRANCE                              |                             | 1            |            |            |            |           |           |           |   |                                 |
| 190                                    | x       | 67D 91.44  | SB        | RT       | W1-4R         | REMOVE           |   |    | YEL              | [reverse curve]                                  | 1                           |              |            |            |            |           |           |           |   |                                 |
|  | y       | 67D 91.44  | SB        | RT       | W13-1P(40)    | REMOVE           |   |    | YEL              | 40 M.P.H.  |                             |              |            |            |            |           |           |           |   |                                 |
| 191                                    | a       | 67D 91.51  | SB        | RT       | W1-4R         | 36               | x | 36 | YEL              | [reverse curve]                                  |                             |              |            | 9          |            |           |           |           |   |                                 |
|  | b       | 67D 91.51  | SB        | RT       | W13-1P(40)    | 24               | x | 24 | YEL              | 40 MPH   |                             |              |            | 4          |            |           |           |           |   |                                 |
|  | x       | 67D 91.51  | SB        | RT       | W11-8         | REMOVE           |   |    | YEL              | [emergency vehicle]                              |                             | 1            |            |            |            |           |           |           |   |                                 |
|  | y       | 67D 91.51  | SB        | RT       | W16-2aP(1500) | REMOVE           |   |    | YEL              | 1500 FEET  |                             | 1            |            |            |            |           |           |           |   |                                 |
| 192                                    | a       | 67D 91.54  | SB        | RT       | W12-55        | 36               | x | 36 | YEL              | MOTORCYCLES USE EXTREME CAUTION                  |                             |              |            | 9          |            |           |           |           |   |                                 |
|  | b       | 67D 91.54  | SB        | RT       | W7-3aP(3)     | 24               | x | 18 | YEL              | NEXT 3 MILES                                     |                             |              |            | 3          |            |           |           | 1         |   |                                 |
| 193                                    | a       | 67D 92.055 | NB        | LT       | W1-8R         | 24               | x | 30 | YEL              | [chevron] (install chevrons at 80-foot spacings) |                             |              |            | 5          |            |           |           |           |   |                                 |
|  | b       | 67D 92.055 | SB        | RT       | W1-8L         | 24               | x | 30 | YEL              | [chevron]  |                             |              |            | 5          |            |           |           | 1         |   |                                 |
| 194                                    | a       | 67D 92.07  | NB        | LT       | W1-8R         | 24               | x | 30 | YEL              | [chevron]  |                             |              |            | 5          |            |           |           |           |   |                                 |
|  | b       | 67D 92.07  | SB        | RT       | W1-8L         | 24               | x | 30 | YEL              | [chevron]  |                             |              |            | 5          |            |           |           | 1         |   |                                 |
| 195                                    | a       | 67D 92.085 | NB        | LT       | W1-8R         | 24               | x | 30 | YEL              | [chevron]  |                             |              |            | 5          |            |           |           |           |   |                                 |
|  | b       | 67D 92.085 | SB        | RT       | W1-8L         | 24               | x | 30 | YEL              | [chevron]  |                             |              |            | 5          |            |           |           | 1         |   |                                 |
| 196                                    | x       | 67D 92.09  | SB        | RT       | W8-52         | REMOVE           |   |    | YEL              | FALLING ROCK                                     | 1                           |              |            |            |            |           |           |           |   |                                 |
| 197                                    | a       | 67D 92.10  | NB        | LT       | W1-8R         | 24               | x | 30 | YEL              | [chevron]  |                             |              |            | 5          |            |           |           |           |   |                                 |
|  | b       | 67D 92.10  | SB        | RT       | W1-8L         | 24               | x | 30 | YEL              | [chevron]  |                             |              |            | 5          |            |           |           | 1         |   |                                 |
| 198                                    | a       | 67D 92.255 | NB        | LT       | W1-8R         | 24               | x | 30 | YEL              | [chevron] (install chevrons at 80-foot spacings) |                             |              |            | 5          |            |           |           |           |   |                                 |
|  | b       | 67D 92.255 | SB        | RT       | W1-8L         | 24               | x | 30 | YEL              | [chevron]  |                             |              |            | 5          |            |           |           | 1         |   |                                 |
| 199                                    | a       | 67D 92.27  | NB        | LT       | W1-8R         | 24               | x | 30 | YEL              | [chevron]  |                             |              |            | 5          |            |           |           |           |   |                                 |
|  | b       | 67D 92.27  | SB        | RT       | W1-8L         | 24               | x | 30 | YEL              | [chevron]  |                             |              |            | 5          |            |           |           | 1         |   |                                 |
| 200                                    | a       | 67D 92.285 | NB        | LT       | W1-8R         | 24               | x | 30 | YEL              | [chevron]  |                             |              |            | 5          |            |           |           |           |   |                                 |
|  | b       | 67D 92.285 | SB        | RT       | W1-8L         | 24               | x | 30 | YEL              | [chevron]  |                             |              |            | 5          |            |           |           | 1         |   |                                 |
| 201                                    | a       | 67D 92.30  | NB        | LT       | W1-8R         | 24               | x | 30 | YEL              | [chevron]  |                             |              |            | 5          |            |           |           |           |   |                                 |
|  | b       | 67D 92.30  | SB        | RT       | W1-8L         | 24               | x | 30 | YEL              | [chevron]  |                             |              |            | 5          |            |           |           | 1         |   |                                 |
| 202                                    | x       | 67D 92.38  | SB        | RT       | W1-2L         | REMOVE           |   |    | YEL              | [curve symbol]                                   | 1                           |              |            |            |            |           |           |           |   |                                 |
| 203                                    | a       | 67D 92.64  | SB        | RT       | W1-2R         | 36               | x | 36 | YEL              | [curve symbol]                                   |                             |              |            | 9          |            |           |           | 1         |   |                                 |
| **Boldface indicates special layout    |         |            |           |          |               |                  |   |    |                  |  |                             |              |            |            |            |           |           |           |   |                                 |
| Direction EB: Eastbound                |         |            |           |          |               |                  |   |    |                  |  | PROJECT TOTALS (67F & 67D): |              |            |            |            |           |           |           |   |                                 |
| Direction WB: Westbound                |         |            |           |          |               |                  |   |    |                  |  | 97                          | 27           | 447        | 838        | 66         | 48        | 64        | 3         |   |                                 |
| Direction NB: Northbound               |         |            |           |          |               |                  |   |    |                  |  |                             |              |            |            |            |           |           |           |   |                                 |
| Direction SB: Southbound               |         |            |           |          |               |                  |   |    |                  |  |                             |              |            |            |            |           |           |           |   |                                 |
| Location RT: Right side of road        |         |            |           |          |               |                  |   |    |                  |  |                             |              |            |            |            |           |           |           |   |                                 |
| Location LT: Left side of road         |         |            |           |          |               |                  |   |    |                  |  |                             |              |            |            |            |           |           |           |   |                                 |
| Location T: Far side of T intersection |         |            |           |          |               |                  |   |    |                  |  |                             |              |            |            |            |           |           |           |   |                                 |

gibberta 9:35:37 PM C:\Projects\21254 - SH 67 Cripple Creek to Westcreek\Traffic\ITS\Drawings\21254\_SignTab8.dgn

|  |
|--|
| Print Date: 2/9/2017                           |
| File Name: 21254_SignTab8.dgn                  |
| Horiz. Scale: 1:100      Vert. Scale: As Noted |
| Unit Information      MJ                       |

| Sheet Revisions |          |       |
|-----------------|----------|-------|
| Date:           | Comments | Init. |
|                 |          |       |
|                 |          |       |
|                 |          |       |

Colorado Department of Transportation



1480 Quail Lake Loop, Suite A  
 Colorado Springs, CO 80906  
 Phone: 719-227-3231    FAX: 719-227-3298

Region 2      DLH

|                |
|----------------|
| As Constructed |
| No Revisions:  |
| Revised:       |
| Void:          |

|                                     |      |                    |        |
|-------------------------------------|------|--------------------|--------|
| SH 67D - Southbound Sign Tabulation |      |                    |        |
| Designer:                           | EJL  | Structure Numbers: | .      |
| Detailer:                           | EJL  | Subset Sheets:     | 8 of 8 |
| Sheet Subset:                       | Sign |                    |        |

|                  |
|------------------|
| Project No./Code |
| STA 067A-039     |
| 21254            |
| Sheet Number 103 |