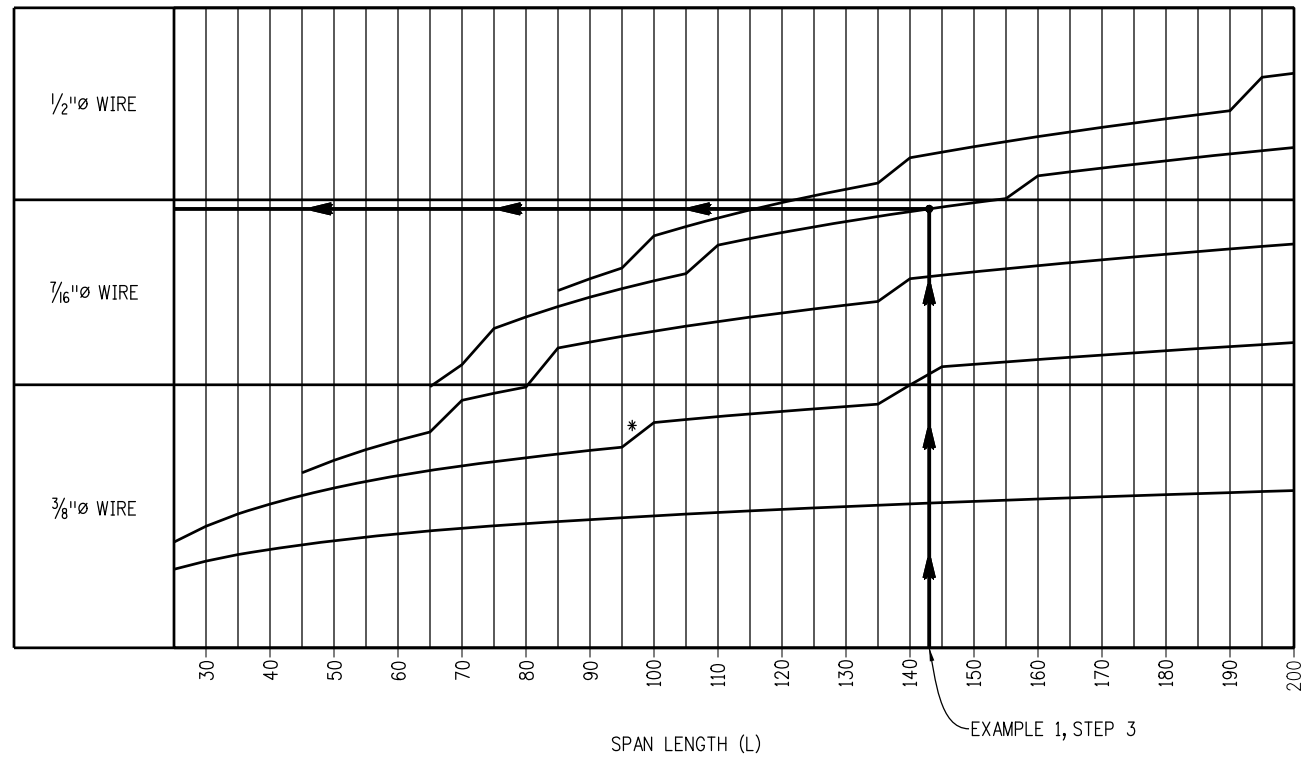
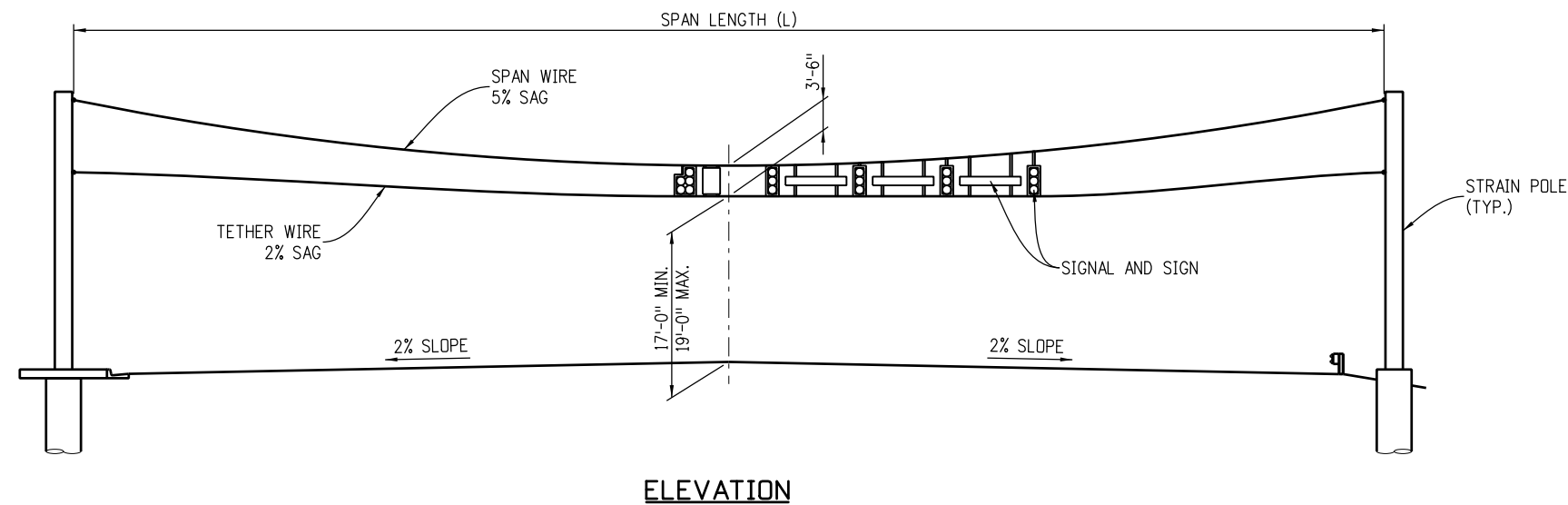
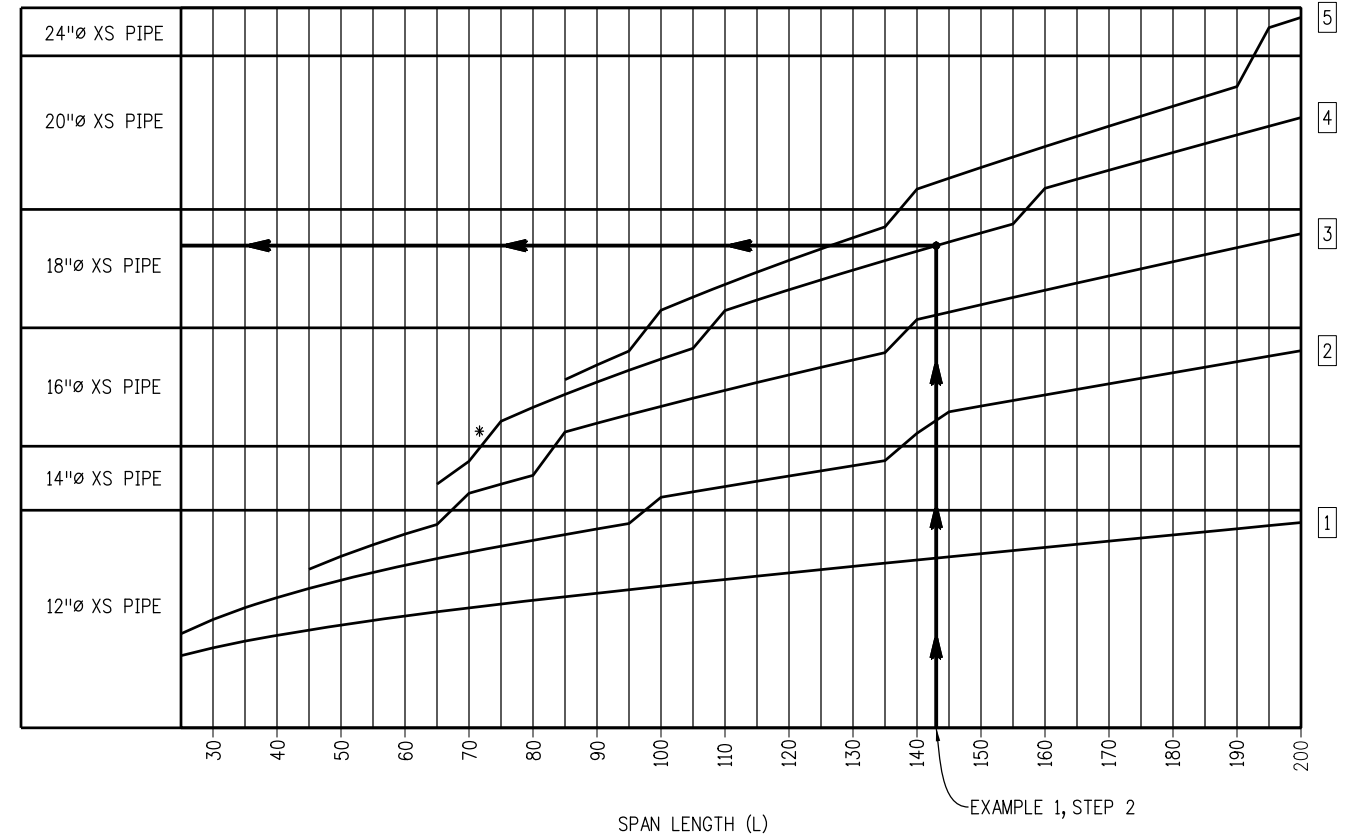


SINGLE SPAN SPAN-WIRE DIAMETER SELECTION CHART



SINGLE SPAN STRAIN POLE SELECTION CHART



**LOAD KEY**

- 5 = 5 SIGNALS AND 4 SIGNS MAX.
- 4 = 4 SIGNALS AND 4 SIGNS MAX.
- 3 = 3 SIGNALS AND 3 SIGNS MAX.
- 2 = 2 SIGNALS AND 2 SIGNS MAX.
- 1 = 1 SIGNAL AND 1 SIGN MAX.

**LEGEND**

\* = TYPICAL JUMP CAUSED BY CHANGE IN POLE SIZE USING SPAN LENGTH INCREASEMENT OF 5'.

**Computer File Information**

Creation Date: 07-01-11 Initials: LEC  
 Last Modification Date: 07-28-14 Initials: HHB  
 Full Path: www.dot.state.co.us/DesignSupport/  
 Drawing File Name: S-614-41 (7-11 of 13).dgn  
 CAD Ver.: MicroStation V8 Scale: Not to Scale Units: English

**Sheet Revisions**

Date:	Comments

**Colorado Department of Transportation**

4201 East Arkansas Avenue  
 Denver, Colorado 80222  
 Phone: (303) 757-9543  
 Fax: (303) 757-9219

**Safety & Traffic Engineering Branch KCM/RLD**

**TEMPORARY SPAN WIRE SIGNALS**

Issued By: Safety & Traffic Engineering Branch July 4, 2012

**STANDARD PLAN NO.**

**S-614-41**

**Sheet No. 7 of 13**