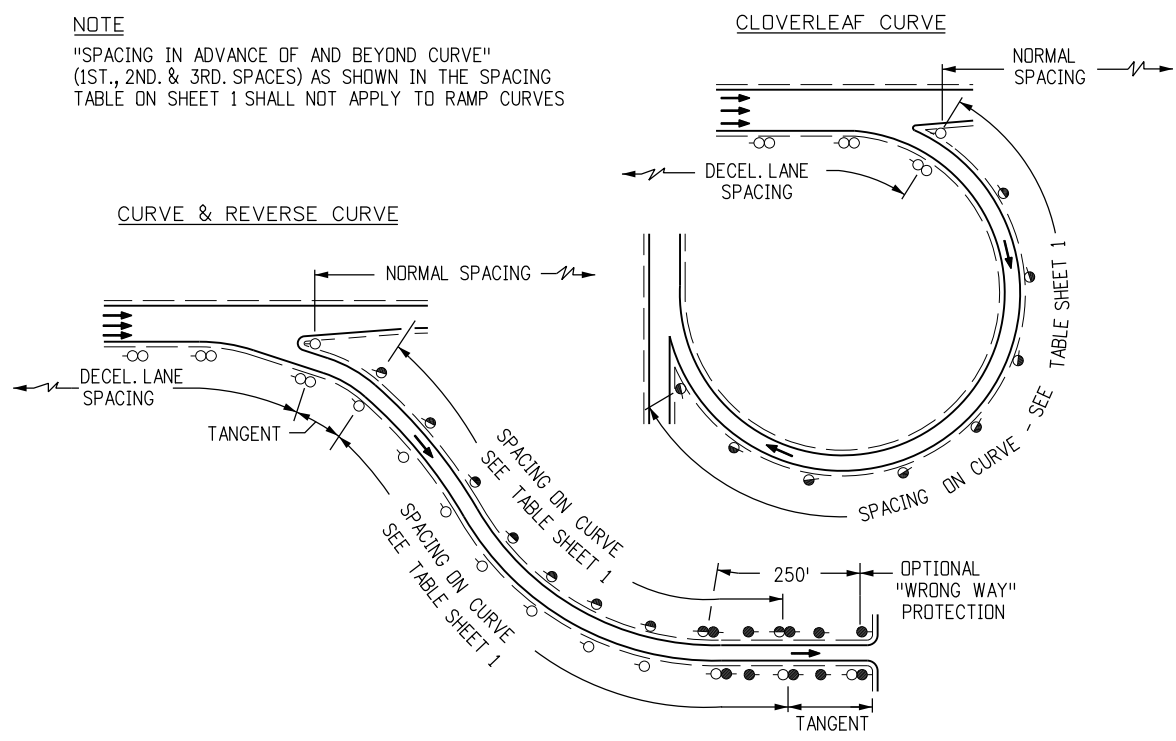


TYPICAL INSTALLATION FOR INTERCHANGES

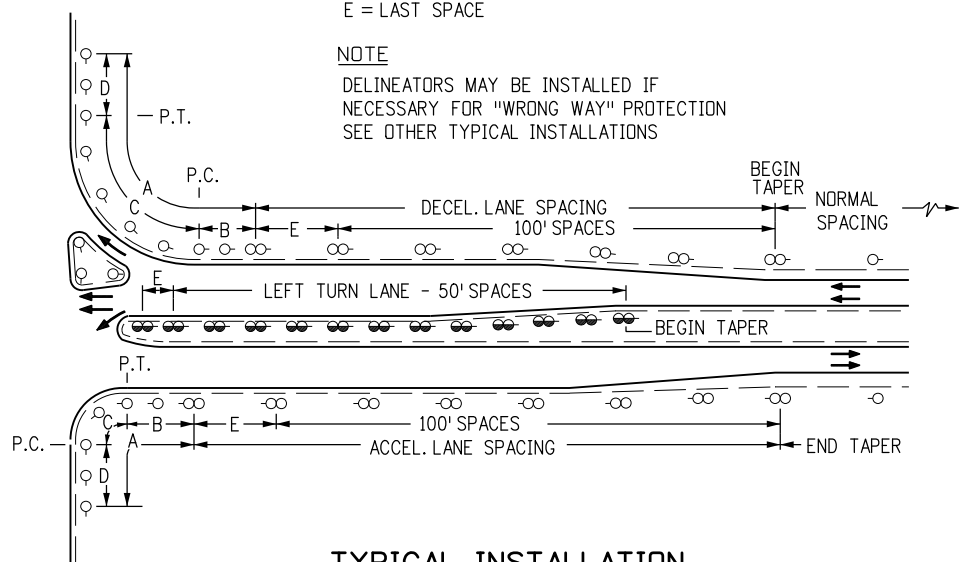
NOTE
 "SPACING IN ADVANCE OF AND BEYOND CURVE" (1ST., 2ND. & 3RD. SPACES) AS SHOWN IN THE SPACING TABLE ON SHEET 1 SHALL NOT APPLY TO RAMP CURVES



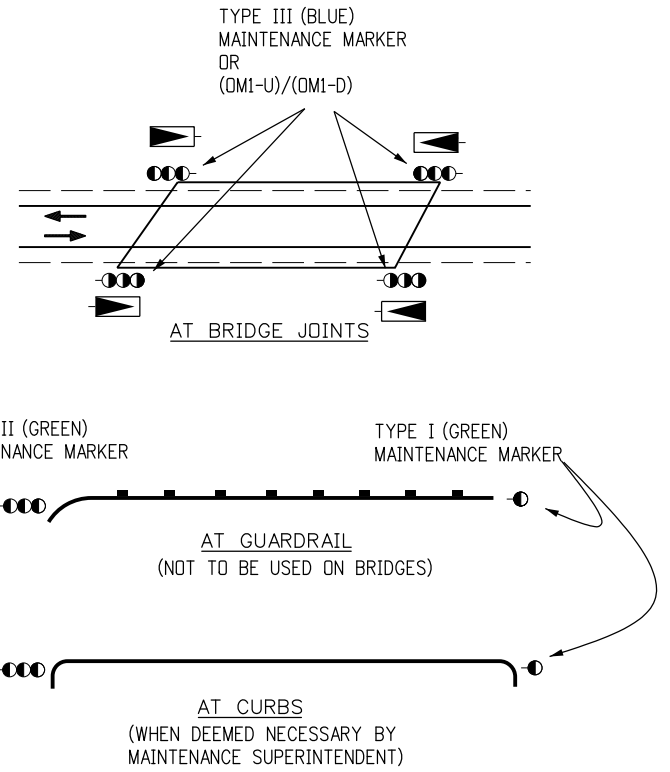
TYPICAL INSTALLATION FOR RAMP CURVES

LEGEND
 A = SEE CURVE SPACING TABLE
 B = ADVANCE SPACES (FIRST & SECOND)
 C = SPACING ON CURVE
 D = BEYOND SPACES (FIRST & SECOND)
 E = LAST SPACE

NOTE
 DELINEATORS MAY BE INSTALLED IF NECESSARY FOR "WRONG WAY" PROTECTION SEE OTHER TYPICAL INSTALLATIONS



TYPICAL INSTALLATION FOR INTERSECTIONS WITH ACCEL. & DECEL. LANES



MAINTENANCE MARKER LOCATIONS FOR OBSTRUCTIONS

Computer File Information	
Creation Date: 07/04/12	Initials: RPR
Last Modification Date: 12/01/16	Initials: NNC
Full Path: www.coloradodot.info/library/traffic/traffic-s-standard-plans	
Drawing File Name: S-612-01.dgn	
CAD Ver.: MicroStation V8i Scale: Not to Scale Units: English	

Sheet Revisions	
Date:	Comments
12/01/16	ADDED BRIDGE JOINT MARKER

Colorado Department of Transportation

4201 East Arkansas Avenue
 Denver, Colorado 80222
 Phone: 303-757-9543 FAX: 303-757-9219

Safety & Traffic Engineering KCM

DELINEATOR INSTALLATIONS

Issued By: Safety & Traffic Engineering Branch July xx, 2012

STANDARD PLAN NO.

S-612-1

Sheet No. 3 of 7