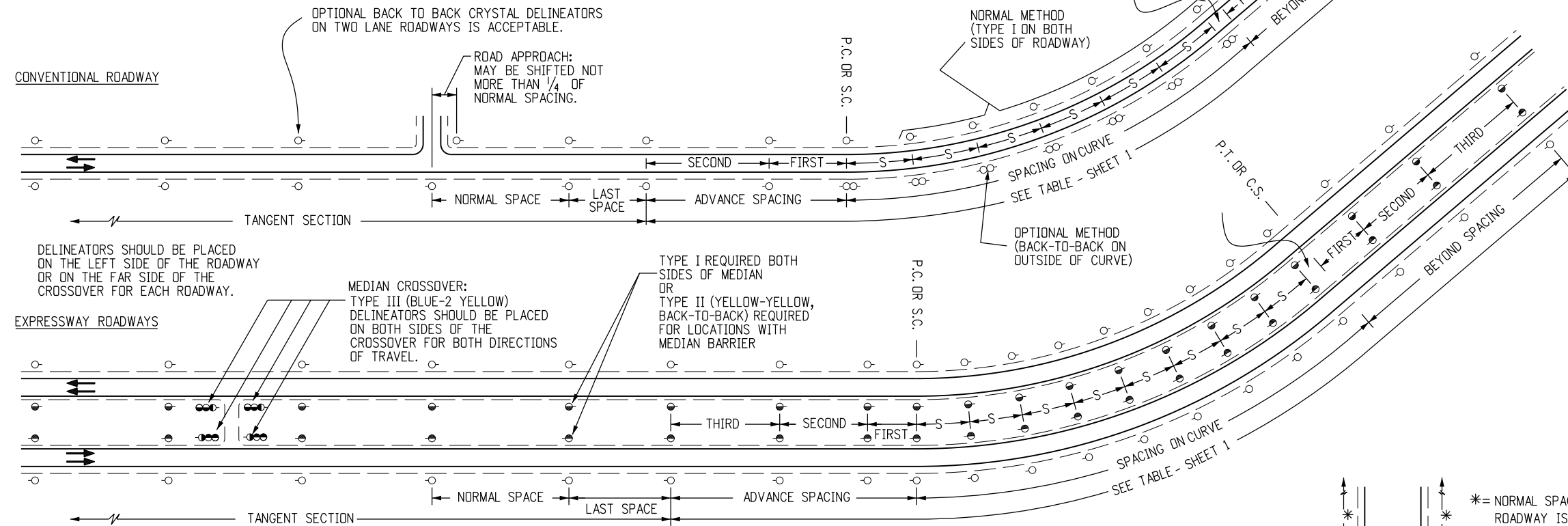
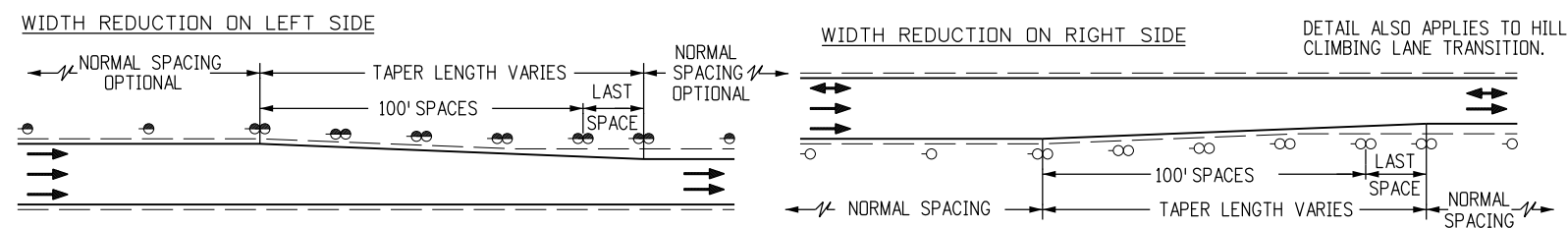


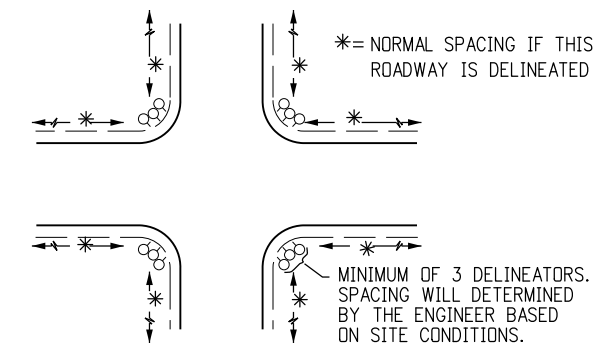
RESIDUAL SPACE AFTER "ON CURVE" SPACING FROM THE TABLE ON SHEET 1 IS APPLIED, SHALL BE DIVIDED EQUALLY AMONG ALL OF THE "ON CURVE" SPACES SO THAT THE LAST DELINEATOR FALLS AT THE P.T. OR C.S. OF THE CURVE.



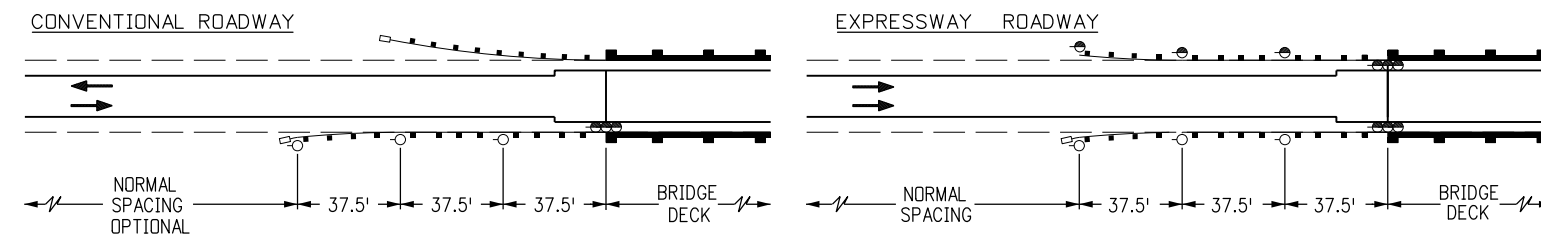
TYPICAL INSTALLATION FOR TANGENT SECTION AND CURVES



TYPICAL INSTALLATION FOR LANE TRANSITION



TYPICAL INSTALLATION FOR MINOR INTERSECTION



TYPICAL INSTALLATION FOR BRIDGE APPROACHES

DELINEATOR SYMBOLS AND TYPICAL CONFIGURATION

- TYPE I (CRYSTAL)
- TYPE I (YELLOW)
- TYPE I (RED)
- TYPE I (GREEN) (MAINTENANCE MARKER)
- TYPE I (BLUE) (MAINTENANCE MARKER)
- TYPE II (2 CRYSTAL)
- TYPE II (2 YELLOW)
- TYPE II (CRYSTAL-CRYSTAL BACK-TO-BACK)
- TYPE II (YELLOW-YELLOW, BACK-TO-BACK)
- TYPE II (CRYSTAL-RED, BACK-TO-BACK)
- TYPE II (YELLOW-RED, BACK-TO-BACK)
- TYPE III (3 YELLOW)
- TYPE III (2 CRYSTAL-RED, BACK-TO-BACK)
- TYPE III (2 YELLOW-RED, BACK-TO-BACK)
- TYPE III (GREEN)
- TYPE III (BLUE)
- TYPE III (BLUE-2 YELLOW)
- TYPE III (YELLOW-BLUE-YELLOW)


BRIDGE NOTES

1. WHERE CURB TO CURB WIDTH OF BRIDGE IS EQUAL TO OR GREATER THAN ROADWAY WIDTH PLUS USABLE SHOULDER WIDTH, USE THE TYPE III DELINEATOR (3 YELLOW) ONLY AND OMIT ALL THE TYPE I DELINEATORS.
2. FOR GUARD RAIL INSTALLATIONS WHERE APPROACH END IS NOT FLARED, PLACE A TYPE III DELINEATOR (3 YELLOW) IMMEDIATELY IN ADVANCE OF APPROACH END.
3. ALL TYPE I DELINEATORS ARE TO BE MOUNTED ABOVE OR IMMEDIATELY BEHIND GUARD RAIL AND ARE NOT A CONSTANT DISTANCE FROM THE ROADWAY.

Computer File Information	
Creation Date: 07/04/12	Initials: RPR
Last Modification Date: 12/01/2016	Initials: RPR
Full Path: www.coloradodot.info/library/traffic/traffic-s-standard-plans	
Drawing File Name: S-612-01.dgn	
CAD Ver.: MicroStation V8i Scale: Not to Scale Units: English	

Sheet Revisions	
Date:	Comments
12/01/16	ADDED YELLOW-BLUE-YELLOW CRYSTAL

Colorado Department of Transportation



4201 East Arkansas Avenue
Denver, Colorado 80222
Phone: 303-757-9543 FAX: 303-757-9219

Safety & Traffic Engineering KCM

DELINEATOR INSTALLATIONS

Issued By: Safety & Traffic Engineering Branch July 4, 2012

STANDARD PLAN NO.

S-612-1

Sheet No. 2 of 7