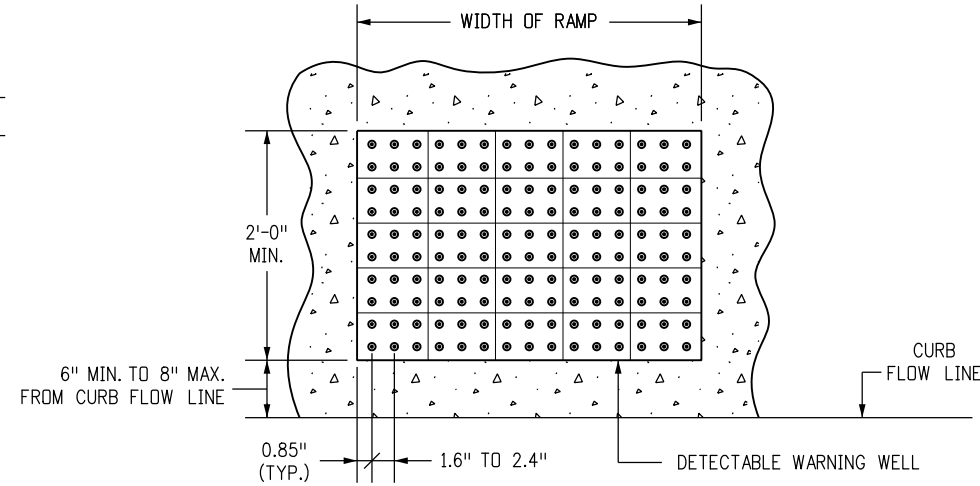


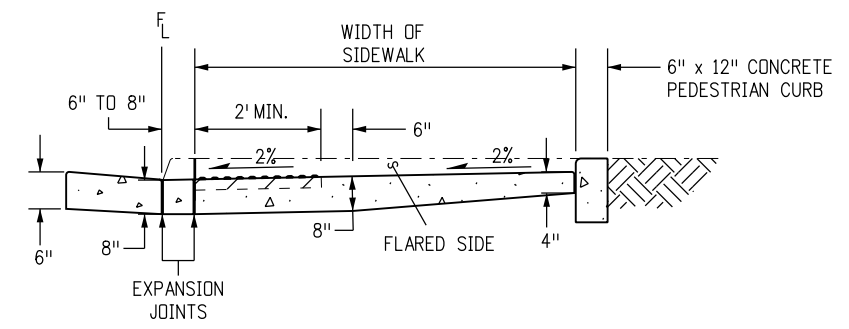
P.J. = PERMISSIBLE JOINT WITH EPOXY-COATED DEFORMED NO. 4 BY 18 IN. BARS CONFORMING TO AASHTO M 284 AT 18 IN. SPACING.

SECTION VIEW FOR TYPES 1 AND 3 CURB RAMPS

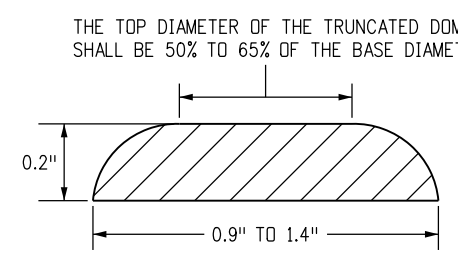


PLAN VIEW OF DETECTABLE WARNING AND WELL
(PAVERS NOT DRAWN TO SCALE)

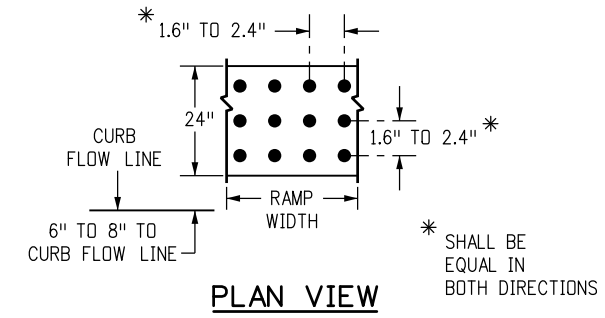
- NOTES**
1. THE DETECTABLE WARNINGS SHALL BE MADE OF PAVERS WITH A TRUNCATED DOME SURFACE.
 2. THE TOP OF THE DRAINAGE WEEP HOLE SHALL BE LOCATED AT THE LOWEST POINT OF THE DETECTABLE WARNING WELL.
 3. THE DETECTABLE WARNING SURFACE SHALL SPAN THE ENTIRE WIDTH OF THE RAMP. IF CONDITIONS DO NOT ALLOW THE ENTIRE SPAN, THE DETECTABLE WARNING SURFACE SPAN SHALL NOT BE MORE THAN 2 INCHES AWAY FROM EACH SIDE OF RAMP.



DETAIL FOR TYPE 2 CURB RAMP

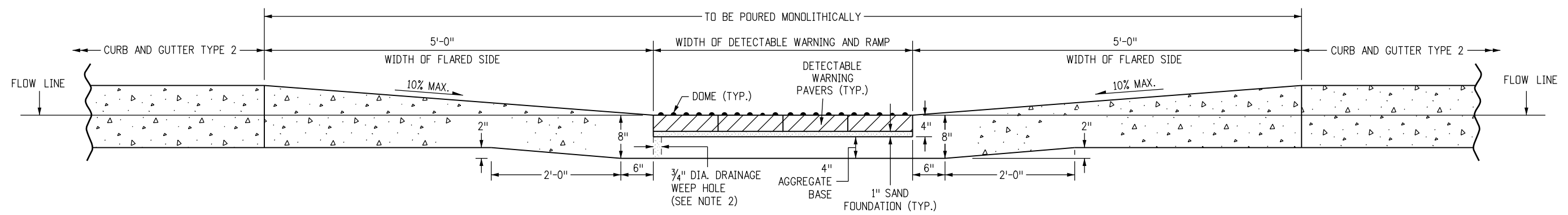


ELEVATION VIEW OF SINGLE DOME



PLAN VIEW

DOME AND DETECTABLE WARNING DETAILS



SECTION VIEW OF CURB RAMP TYPE 1
CURB RAMP TYPES WITH PAVERS

Computer File Information	
Creation Date: 12/01/16	Initials: JBK
Last Modification Date: 02/23/17	Initials: LTA
Full Path: www.coloradodot.info/business/designsupport	
Drawing File Name: 6080108010.dgn	
CAD Ver.: MicroStation V8	Scale: Not to Scale Units: English

Sheet Revisions	
Date:	Comments
02/23/17	Added and revised the Curb Ramp details and General Notes.

Colorado Department of Transportation



4201 East Arkansas Avenue
Denver, Colorado 80222
Phone: (303) 757-9021
Fax: (303) 757-9820

Project Development Branch JBK/LTA

CURB RAMPS

Issued By: Project Development Branch on July 4, 2012

STANDARD PLAN NO.
M-608-1
Sheet No. 8 of 10