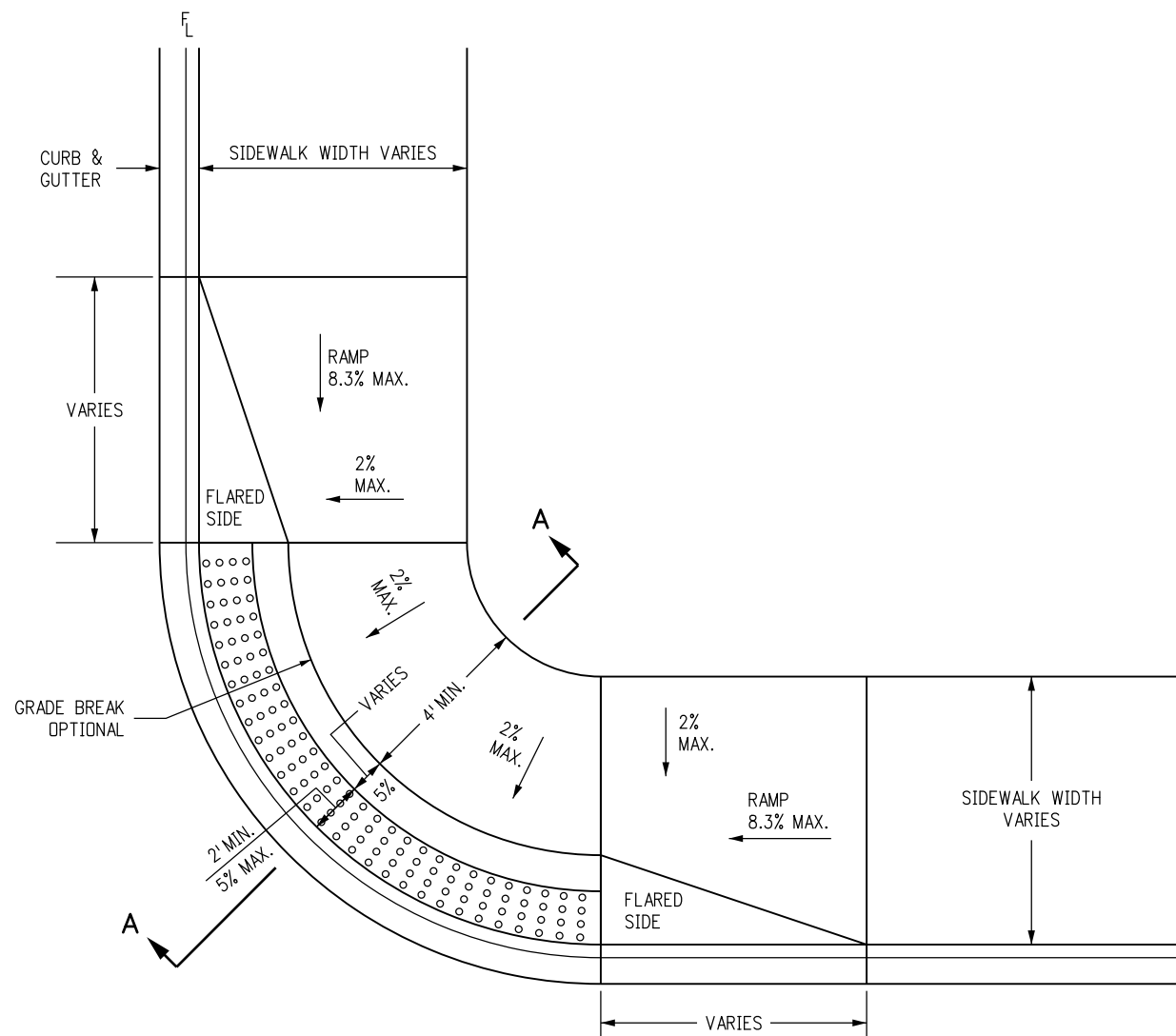
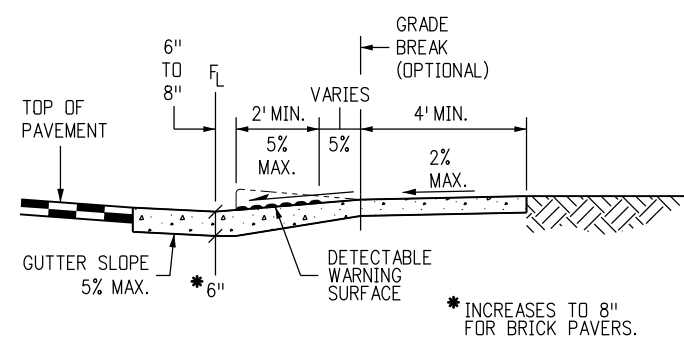


NOTES

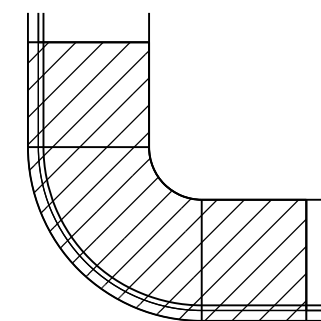
1. SLOPES SHOWN AS TYPICAL IN SECTION A-A MAY BE ADJUSTED IF NECESSARY TO FIT EXISTING CONDITIONS BUT MAY NOT EXCEED 5% SLOPE UNDER ANY CONDITIONS.
2. ALL TRUNCATED DOME PANELS OR PAVERS PLACED AT THE SAME CORNER SHALL BE MADE UP OF THE SAME UNIFORM MATERIAL TYPE.
3. DEPRESSED CORNERS WITH LARGE SPANS CAN MAKE THE STREET TRANSITION DIFFICULT TO DETECT FOR PEDESTRIANS AND MOTORISTS. LIMIT THE SIZE AND DELINEATE WITH DETECTABLE WARNINGS. SHOULD A LARGE DEPRESSED CORNER BE AN EXISTING CONDITION, CONSIDER ADDING INTERMITTENT BARRIERS, SUCH AS PLANTING BOXES OR BOLLARDS NEXT TO THE CURB TO PREVENT VEHICLES FROM TRAVELING ONTO THE SIDEWALK WHEN TURNING THE CORNER. SPACE THE BARRIERS AT LEAST 36 INCHES APART TO PERMIT WHEELCHAIR USERS TO PASS.



BLENDED TRANSITION (DEPRESSED CORNER) TYPE 5A



SECTION A-A



RAMP PAY AREA

Computer File Information	
Creation Date: 12/01/16	Initials: JBK
Last Modification Date: 02/23/17	Initials: LTA
Full Path: www.coloradodot.info/business/designsupport	
Drawing File Name: 6080105010.dgn	
CAD Ver.: MicroStation V8 Scale: Not to Scale Units: English	

Sheet Revisions	
Date:	Comments
02/23/17	Added and revised the Curb Ramp details and General Notes.

Colorado Department of Transportation
 4201 East Arkansas Avenue
 Denver, Colorado 80222
 Phone: (303) 757-9021
 Fax: (303) 757-9820
 Project Development Branch JBK/LTA

CURB RAMPS
 Issued By: Project Development Branch on July 4, 2012

STANDARD PLAN NO.
M-608-1
 Sheet No. 5 of 10