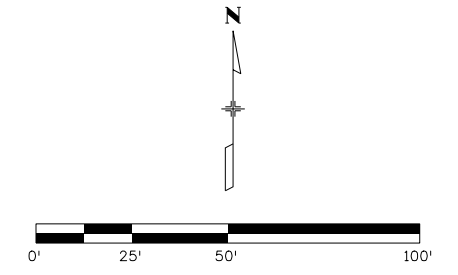
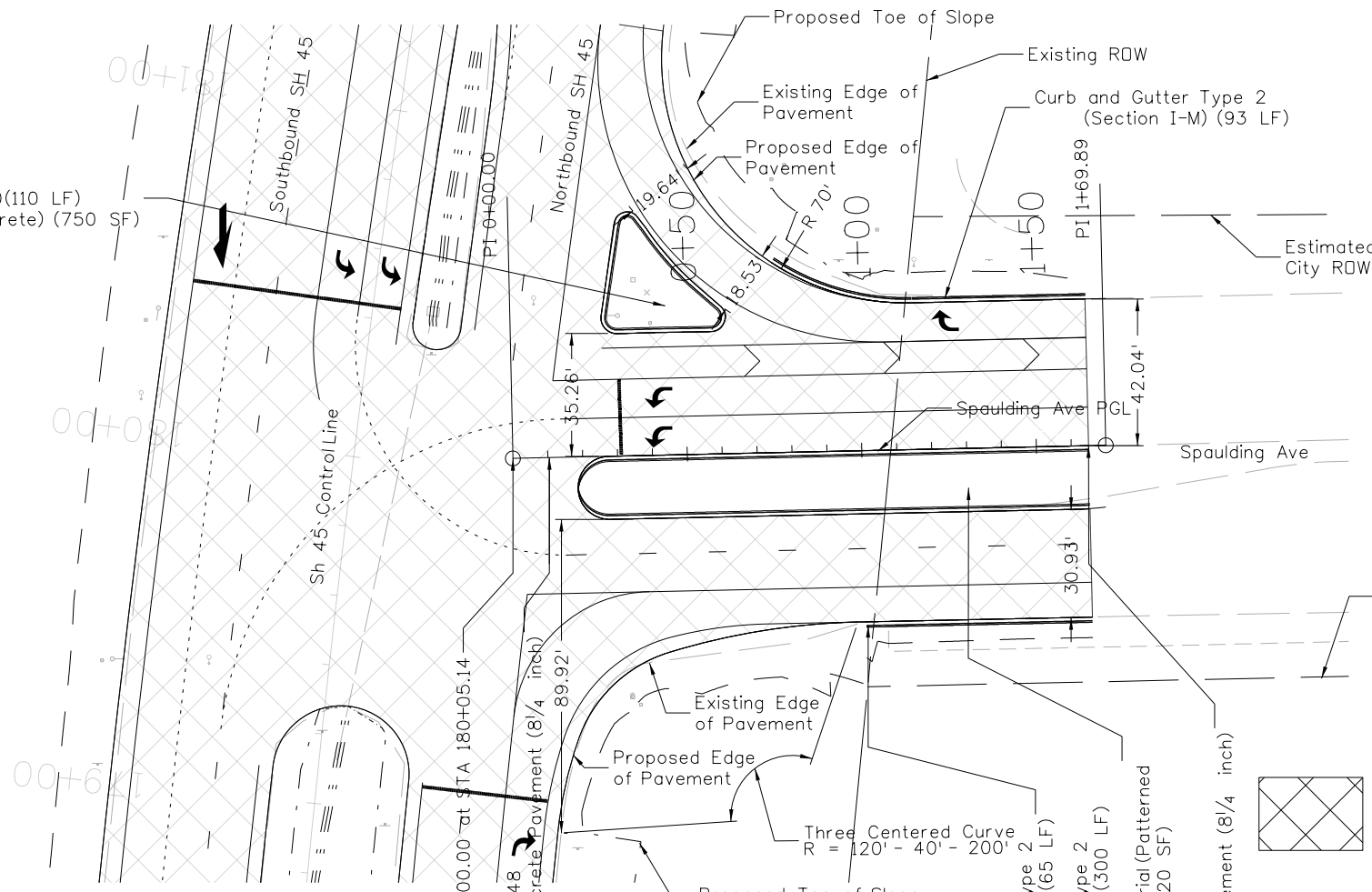
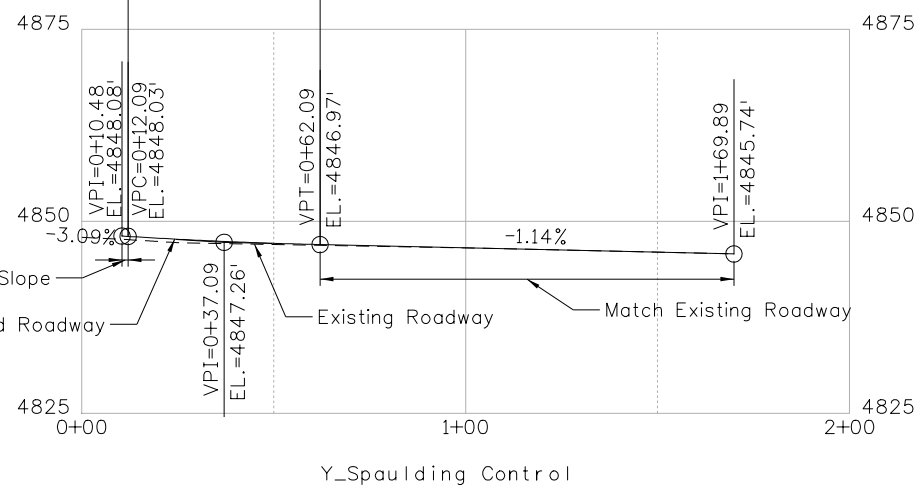


Island*
 Curb and Gutter Type 2 (Section I-M)(110 LF)
 Median Cover Material (Patterned Concrete) (750 SF)



V.C. = 50.00'
 K = 25.64
 e = 0.12'
 SSD = 1244'
 Design Speed = 65 MPH+



Note:
 See Typical Section Sheets for Concrete Transition Detail

= Concrete Pavement (8 1/4 inch)(Fast Track)

* Replace Island to Match Existing Layout
 Adjust Elevations to Match Proposed Roadway Design
 See Traffic Sheets for Signal Details



Print Date: 2/21/2017	
File Name: 20755DES_PnPSpaulding.dgn	
Horiz. Scale: 1:50 Vert. Scale: As Noted	
Unit Information Unit Leader DTD	

Sheet Revisions		
Date:	Comments	Init.

Colorado Department of Transportation
 902 Erie Avenue
 Pueblo, CO 81001
 Phone: 719-562-5509 FAX: 719-546-5702
 Region 2 DTD

As Constructed
No Revisions:
Revised:
Void:

SECONDARY PLAN AND PROFILE Spaulding Ave on SH 45			
Designer:	LEP	Structure	
Detailer:	LEP	Numbers	
Sheet Subset:	SEC P&P	Subset Sheets:	06 of 06

Project No./Code	STM SH45-001
	20755
Sheet Number	71

phillips 5:07:49 PM c:\projectwise\pwz_working\dl328826\20755DES_PnPSpaulding.dgn