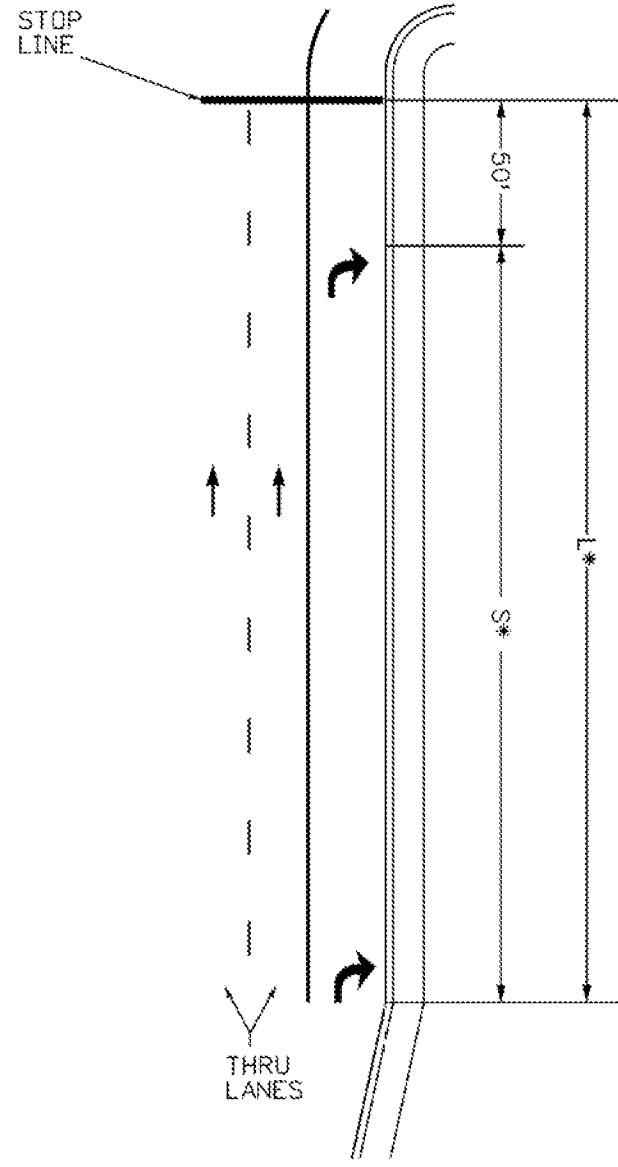
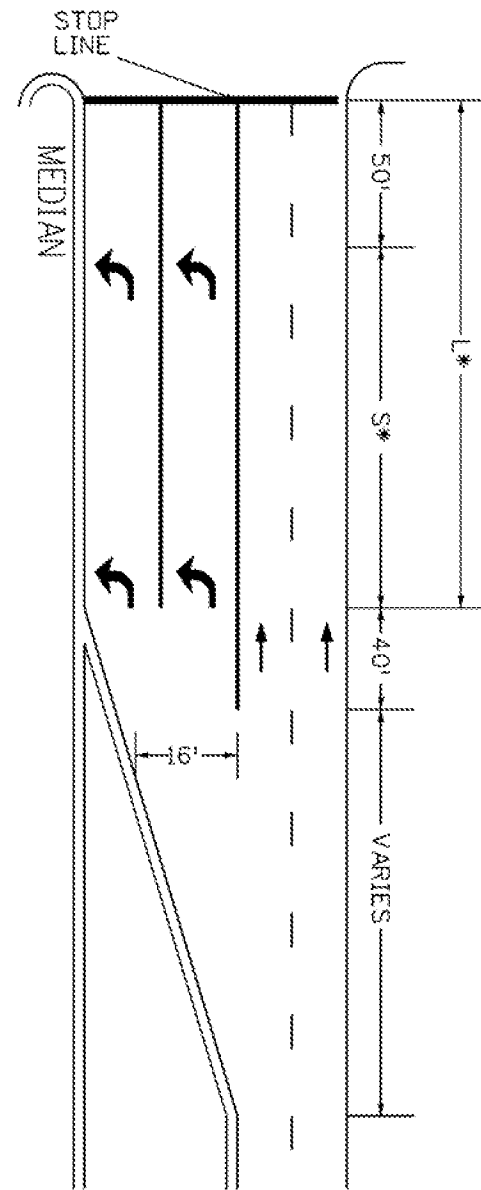


LANE DROP



POCKET LANE



DOUBLE TURNING

GENERAL NOTES

1. THE SPACING, IN THE TABLE APPLIES TO LEFT & RIGHT TURN LANES.
2. WHEN ONE (1) ARROW IS USED, IT SHALL BE PLACED AT THE BEGINNING OF THE FULL WIDTH TURN LANE, OTHERWISE USE THE TABLE BELOW FOR ARROW PLACEMENT.

LENGTH (L)	NO. OF ARROWS PER LANE	SPACING (S)
L < 200'	1	NA
200' - 350'	2	EVENLY SPACED BETWEEN 150' - 300'
350' - 650'	3	
650' - 950'	4	
950' <=	25	

*L (LENGTH) AND *S (SPACING) PROVIDED IN THE TABLE ABOVE WILL HELP DETERMINE THE NUMBER OF ARROWS NEEDED PER LANE.

LEGEND


→ Direction of Travel

ARROW PLACEMENTS AT INTERSECTIONS

Print Date: 2/10/2017
 File Name: 20755TRAF_PAVEMENTMARKINGdetail.dgn
 Horiz. Scale: 1:40 Vert. Scale: As Noted
 Unit Information Unit Leader Initials

0000

Sheet Revisions		
Date:	Comments	Init.

Colorado Department of Transportation

 905 Erie Avenue
 Pueblo, CO 81002
 Phone: 719-546-5751 FAX: 719-546-5414
Region 2 **MJ**

As Constructed
 No Revisions:
 Revised:
 Void:

PAVEMENT MARKING DETAILS AT INTERSECTIONS
 Designer: MONDRAGON Structure Numbers: .
 Detailer: MONDRAGON Subset Sheets:
 Sheet Subset: TRAFFIC

Project No./Code
 STM SH45-001
 20755
 Sheet Number 124