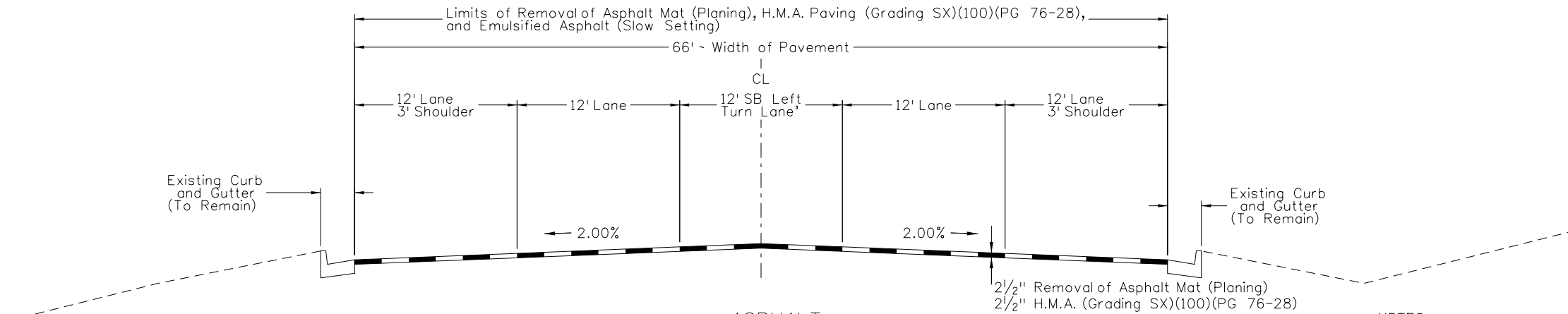
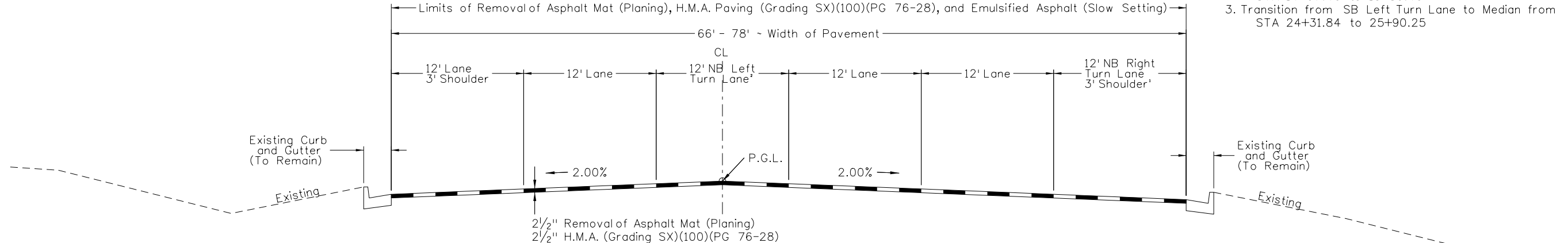


philips 10:30:36 AM c:\projectwise\pwworking\dl328826\20755DES_TypSect01.dgn



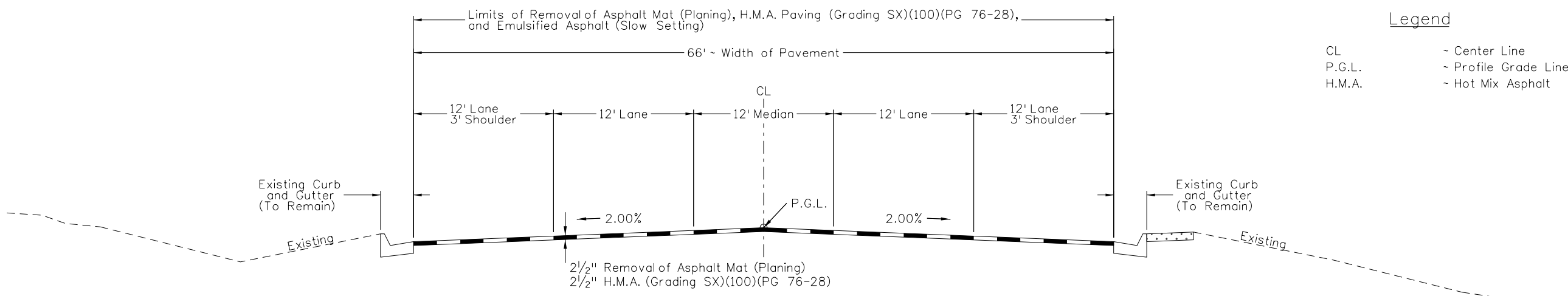
ASPHALT
STA 20+36.42 - 25+82.80

- NOTES:
1. Transition to NB Right Turn Lane from STA 14+51.81 to STA 16+22.83
 2. Transition Median to NB Left Turn Lane from STA 14+07.40 to 15+89.49
 3. Transition from SB Left Turn Lane to Median from STA 24+31.84 to 25+90.25



ASPHALT
STA 14+07.40 - 20+36.42

- Legend
- CL ~ Center Line
 - P.G.L. ~ Profile Grade Line
 - H.M.A. ~ Hot Mix Asphalt



ASPHALT
STA 8+15.00 - 14+07.40

Print Date: 2/22/2017	<input type="checkbox"/> <input type="checkbox"/> <input type="checkbox"/> <input type="checkbox"/>
File Name: 20755DES_TypSect01.dgn	
Horiz. Scale: 1:10 Vert. Scale: As Noted	
Unit Information Unit Leader DTD	

Sheet Revisions		
Date:	Comments	Init.

Colorado Department of Transportation



902 Erie Avenue
Pueblo, CO 81001
Phone: 719-562-5509 FAX: 719-546-5702

Region 2 DTD

As Constructed
No Revisions:
Revised:
Void:

TYPICAL SECTION			
Designer:	LEP	Structure	
Detailer:	LEP	Numbers	
Sheet Subset:	TYP	Subset Sheets:	01 of 09

Project No./Code
STM SH45-001
20755
Sheet Number 3