

1. CONTRACTORS SHALL NOT SCALE THESE DRAWINGS. IN THE EVENT OF OMISSION OF NECESSARY DIMENSIONS THE CONTRACTORS SHALL NOTIFY THE ARCHITECT.
2. GENERAL CONTRACTOR SHALL VERIFY ALL BUILDING DIMENSIONS PRIOR TO START OF WORK.
3. VERIFY SITE LOCATION AND CHARACTERISTICS OF ALL WORK AND ADJUST TO BE PROVIDED BY ARCHITECT OR OTHERS, WITH THE MANUFACTURER OR SUPPLIER BEFORE ANY CONSTRUCTION PERTAINING TO SAME IS BEGUN.
4. ALL DIMENSIONS ON PLANS UNLESS OTHERWISE NOTED ARE TO FACE OF WOOD STUD.
5. REFER TO ELECTRICAL DRAWINGS BY OTHERS FOR ALL REQUIRED ELECTRICAL WORK.
6. REFER TO MECHANICAL DRAWINGS BY OTHERS FOR ALL REQUIRED MECHANICAL WORK.
7. REFER TO PLUMBING DRAWINGS BY OTHERS FOR ALL REQUIRED PLUMBING WORK.
8. GENERAL CONTRACTOR SHALL BE RESPONSIBLE FOR SECURING AND COORDINATION OF PERMITS, APPROVALS AND INSPECTIONS.
9. CONTRACTOR TO PROVIDE AND INSTALL WALL BACKING FOR WALL HING FIXTURES AND TOILET ACCESSORIES.
10. ALL WORK SHALL CONFORM TO 2009 REQUIREMENTS. IMMEDIATELY NOTIFY ARCHITECT OF ANY DISCREPANCIES PRIOR TO STARTING WORK.
11. GENERAL CONTRACTOR SHALL COMPLY WITH ALL GENERAL STATE AND LOCAL BUILDING CODES AND ALL THE REQUIREMENTS OF ALL APPLICABLE PERMITS AND THE CONSTRUCTION DOCUMENTS HAVE BEEN PREPARED WITH THE INTENTION OF INCORPORATING ALL SUCH ISSUES. HOWEVER, THE GENERAL CONTRACTOR IS TO VERIFY THAT ALL GOVERNMENTS DO INDEED SATISFY THESE REQUIREMENTS. THE GENERAL CONTRACTOR IS TO VERIFY THAT ALL GOVERNMENTS DO INDEED SATISFY THESE REQUIREMENTS. THE GENERAL CONTRACTOR IS TO VERIFY THAT ALL GOVERNMENTS DO INDEED SATISFY THESE REQUIREMENTS. THE OWNER IMMEDIATELY NOTIFY THE ARCHITECT TO MINIMIZE IMPACT UPON THE JOB COST AND COMPLETION.
12. GENERAL CONTRACTOR AND ALL RELATED SUBCONTRACTORS SHALL BE RESPONSIBLE FOR OBTAINING ALL NECESSARY PERMITS AND APPROVALS FOR ALL DRAWINGS BY OTHERS AT ALL AREAS WHERE WORK IS REQUIRED.
13. THE CONTRACTOR SHALL PICK UP AND PAY FOR ALL NECESSARY PERMITS. A SET OF APPROVED PLANS IS TO BE PRESENT ON THE JOB SITE AT ALL TIMES. WORK IS IN PROGRESS. THE CONTRACTOR SHALL BE RESPONSIBLE FOR OBTAINING ALL NECESSARY PERMITS AND APPROVALS IN CONJUNCTION WITH THE WORK.
14. THE CONTRACTOR SHALL BECOME ACQUAINTED WITH ALL SITE CONDITIONS AND SHALL BE KNOWLEDGEABLE OF CONTRACT DOCUMENT INFORMATION BY SUBMITTING A PROPOSAL. THE CONTRACTOR SHALL BE RESPONSIBLE FOR OBTAINING ALL NECESSARY PERMITS AND APPROVALS UNDER THIS CONTRACT.
15. THE CONTRACTOR SHALL WARRANT TO THE OWNER THAT MATERIALS AND EQUIPMENT FURNISHED UNDER CONTRACT SHALL BE NEW UNLESS OTHERWISE SPECIFIED, AND THAT THE WORK WILL BE IN GOOD QUALITY, FREE FROM FAULTS AND DEFECTS AND IN ACCORDANCE WITH ALL APPLICABLE CODES AND TO THESE STANDARDS INCLUDING SUBSTITUTIONS NOT PROPERLY AUTHORIZED. ANY DEFECTIVE MATERIALS OR EQUIPMENT. EVIDENCE AS TO THE KIND AND QUALITY OF MATERIALS AND EQUIPMENT.
16. REQUEST FOR INFORMATION: GENERAL CONTRACTOR FOR ALL REQUESTS FOR THE GENERAL CONTRACTOR FOR ALL REQUESTS FOR THE GENERAL CONTRACTOR SHALL BE FORWARDED TO THE ARCHITECT IN WRITING VIA FAX OR EMAIL WITH HARD COPY TO FOLLOW. ALL REQUESTS BY SUBCONTRACTORS OR SUPPLIERS OR PARTICIPATION OR ADDITIONAL INFORMATION MUST BE FORWARDED THROUGH THE GENERAL CONTRACTOR.

1. PROVIDE NEW ALUMINUM ENTRY DOORS AT MAIN ENTRY AS INDICATED ON REMODELED FLOOR PLAN. DOOR SCHEDULE AND DOOR TYPES.
- EXISTING REAR ENTRY DOOR FRAME AND HARDWARE TO REMAIN. PROTECT.
- PROVIDE NEW INSULATED GLASS AND ALUMINUM STOREFRONT SYSTEM AS INDICATED ON REMODELED FLOOR PLAN. EXTERIOR ELEVATIONS AND ALUMINUM FRAME ELEVATIONS.
- PROVIDE NEW BRICK VENER TO MATCH EXISTING BRICK VENER AS INDICATED ON REMODELED FLOOR PLAN. EXTERIOR ELEVATIONS AND WALL SECTIONS.
- PROVIDE NEW 4" CONCRETE SLAB W/ TROWEL FINISH.
- PROVIDE NEW STEEL STUD EXTERIOR WALL AS INDICATED ON REMODELED FLOOR PLAN AND WALL SECTIONS.
- PROVIDE NEW CONCRETE GRADE BEAM AND CONCRETE PIERS AS INDICATED ON FOUNDATION PLAN AND STRUCTURAL DETAILS.
- PROVIDE NEW OPEN WEB STEEL JOIST STEEL BEAM AND STEEL WALL ANGLES AS INDICATED ON ROOF FRAMING PLAN AND STRUCTURAL DETAILS.
- PROVIDE NEW ROOF TOP UNITS AS INDICATED ON MECHANICAL PLAN.
- REFER TO ELECTRICAL DRAWINGS FOR ALL NEW ELECTRICAL WORK UNDER THIS CONTRACT.
- PROVIDE NEW FULLY ADHERED 60 MIL EPDM MEMBRANE OVER 1" PROTECTION BOARD ON TOP OF POLYISO RIGID INSULATION AS INDICATED ON ROOF PLAN AND WALL SECTIONS.
- PROVIDE NEW STEEL PLATE ROOF LADDER AS INDICATED ON REMODELED FLOOR PLAN, ROOF PLAN AND MISCELLANEOUS DETAILS.
- PROVIDE NEW "BLACK" FABRIC LINING ON STEEL TUBE FRAME SYSTEM AS INDICATED ON EXTERIOR ELEVATIONS, ROOF PLAN AND WALL SECTIONS.
- PROVIDE NEW DOOR HARDWARE AS INDICATED ON DOOR SCHEDULE AND HARDWARE GROUPS.
- PROVIDE NEW 3 COAT STUCCO SYSTEM AS INDICATED ON EXTERIOR ELEVATIONS AND WALL SECTIONS.

7 GENERAL NOTES

1. PROVIDE NEW ALUMINUM ENTRY DOORS AT MAIN ENTRY AS INDICATED ON REMODELED FLOOR PLAN. DOOR SCHEDULE AND DOOR TYPES.
- EXISTING REAR ENTRY DOOR FRAME AND HARDWARE TO REMAIN. PROTECT.
- PROVIDE NEW INSULATED GLASS AND ALUMINUM STOREFRONT SYSTEM AS INDICATED ON REMODELED FLOOR PLAN. EXTERIOR ELEVATIONS AND ALUMINUM FRAME ELEVATIONS.
- PROVIDE NEW BRICK VENER TO MATCH EXISTING BRICK VENER AS INDICATED ON REMODELED FLOOR PLAN. EXTERIOR ELEVATIONS AND WALL SECTIONS.
- PROVIDE NEW 4" CONCRETE SLAB W/ TROWEL FINISH.
- PROVIDE NEW STEEL STUD EXTERIOR WALL AS INDICATED ON REMODELED FLOOR PLAN AND WALL SECTIONS.
- PROVIDE NEW CONCRETE GRADE BEAM AND CONCRETE PIERS AS INDICATED ON FOUNDATION PLAN AND STRUCTURAL DETAILS.
- PROVIDE NEW OPEN WEB STEEL JOIST STEEL BEAM AND STEEL WALL ANGLES AS INDICATED ON ROOF FRAMING PLAN AND STRUCTURAL DETAILS.
- PROVIDE NEW ROOF TOP UNITS AS INDICATED ON MECHANICAL PLAN.
- REFER TO ELECTRICAL DRAWINGS FOR ALL NEW ELECTRICAL WORK UNDER THIS CONTRACT.
- PROVIDE NEW FULLY ADHERED 60 MIL EPDM MEMBRANE OVER 1" PROTECTION BOARD ON TOP OF POLYISO RIGID INSULATION AS INDICATED ON ROOF PLAN AND WALL SECTIONS.
- PROVIDE NEW STEEL PLATE ROOF LADDER AS INDICATED ON REMODELED FLOOR PLAN, ROOF PLAN AND MISCELLANEOUS DETAILS.
- PROVIDE NEW "BLACK" FABRIC LINING ON STEEL TUBE FRAME SYSTEM AS INDICATED ON EXTERIOR ELEVATIONS, ROOF PLAN AND WALL SECTIONS.
- PROVIDE NEW DOOR HARDWARE AS INDICATED ON DOOR SCHEDULE AND HARDWARE GROUPS.
- PROVIDE NEW 3 COAT STUCCO SYSTEM AS INDICATED ON EXTERIOR ELEVATIONS AND WALL SECTIONS.

13 SITE SPECIFIC NOTES

14 NOT USED


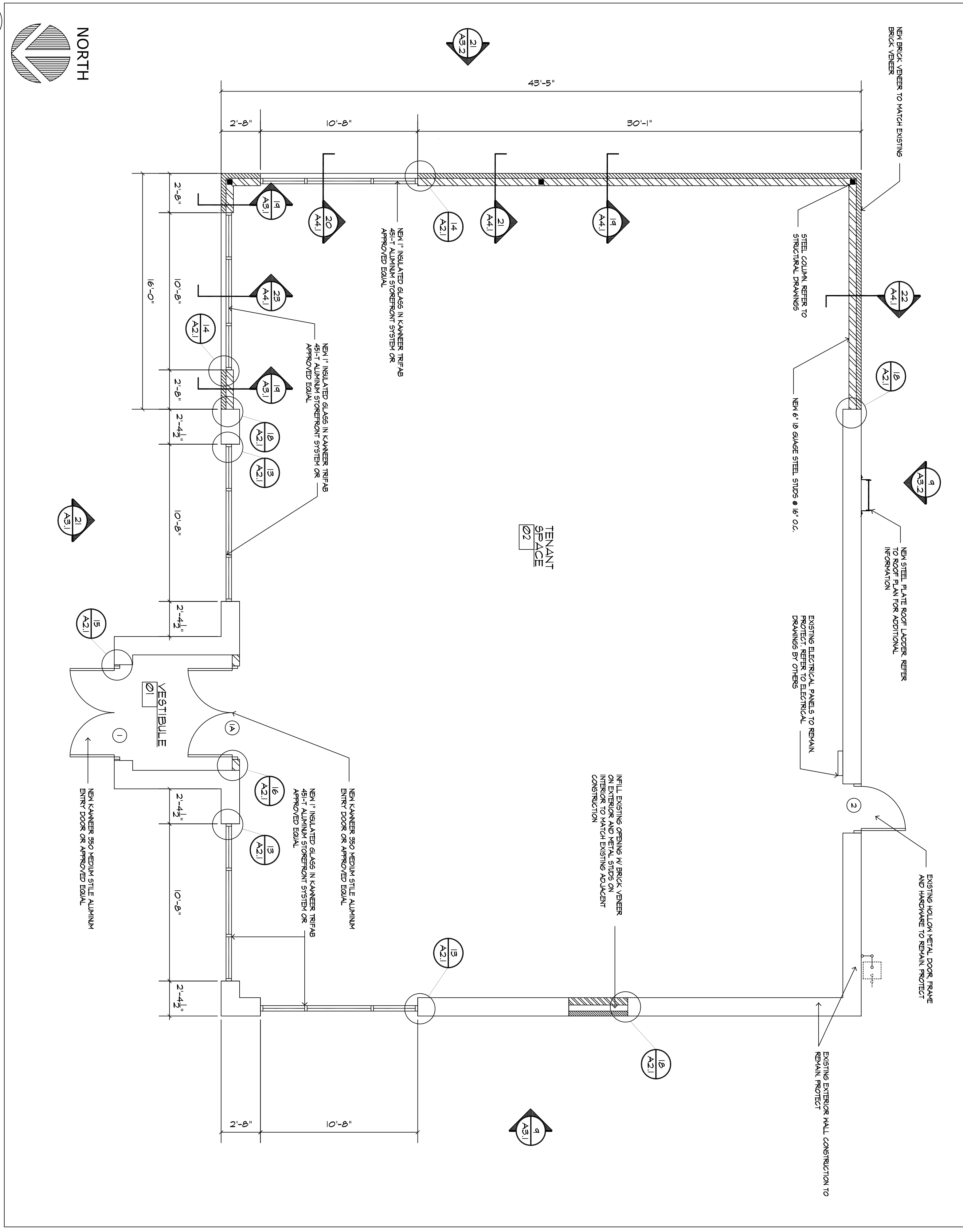
20 NOT USED

3 NOT USED

4 NOT USED

4 NOT USED

10 NOT USED




21 FLOOR PLAN

SCALE: 1/4"=1'-0"



JOHN DAVIS
DESIGN GROUP
ARCHITECTS
INTERIORS
PLANNERS
176 TALAMINE COURT
SUITE 100
COLORADO SPRINGS,
COLORADO 80907
P 719/528-1177
F 719/444-8409



DO NOT SCALE DRAWINGS FOR CONSTRUCTION

THESE DRAWINGS ARE THE PROPERTY OF JOHN DAVIS DESIGN GROUP. NO REPRODUCTION OR TRANSMISSION OF THESE DRAWINGS IS PERMITTED WITHOUT THE WRITTEN PERMISSION OF JOHN DAVIS DESIGN GROUP. THESE DRAWINGS ARE TO BE USED ONLY FOR THE PROJECT AND SITE SPECIFIC INFORMATION INDICATED THEREIN. THE USER OF THESE DRAWINGS SHALL BE RESPONSIBLE FOR OBTAINING ALL NECESSARY PERMITS AND APPROVALS UNDER THIS CONTRACT.

REMODELED FLOOR PLAN
**NEW SHELL BUILDING ADDITION FOR:
INDEX DEVELOPMENT
MANAGEMENT, LLC
908 WEST HIGHWAY 50
PUEBLO, COLORADO**

PROJECT NO.	2017B4
DATE	DECEMBER 18, 2017
DRAWN BY	JRD
CHECKED	JRD
APPROVED	JRD
REVISED	

SHEET
A1.1